

DELE

ЗАМКИ

Технические характеристики

По вопросам продаж и поддержки обращайтесь:

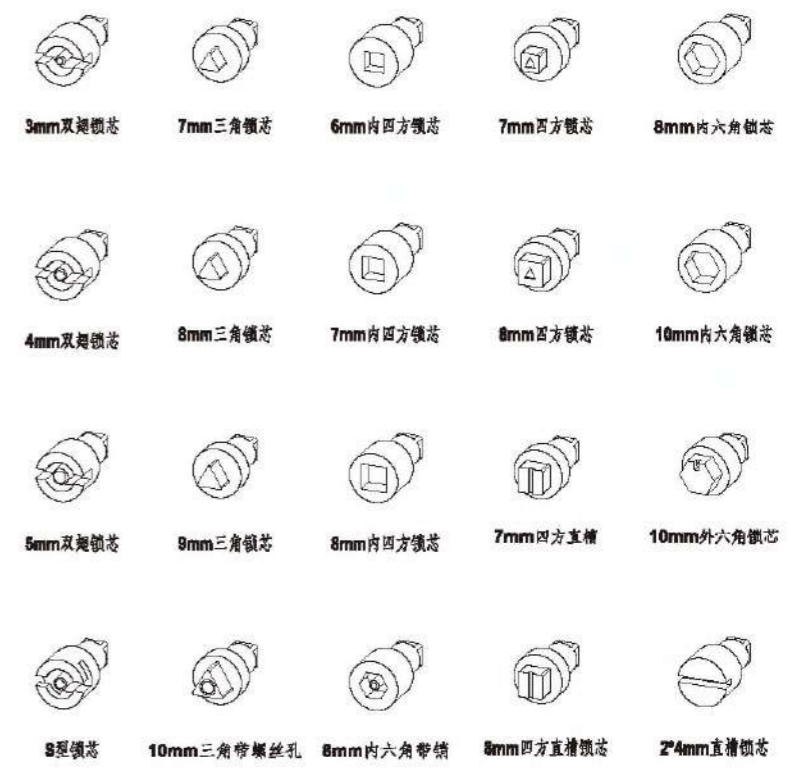
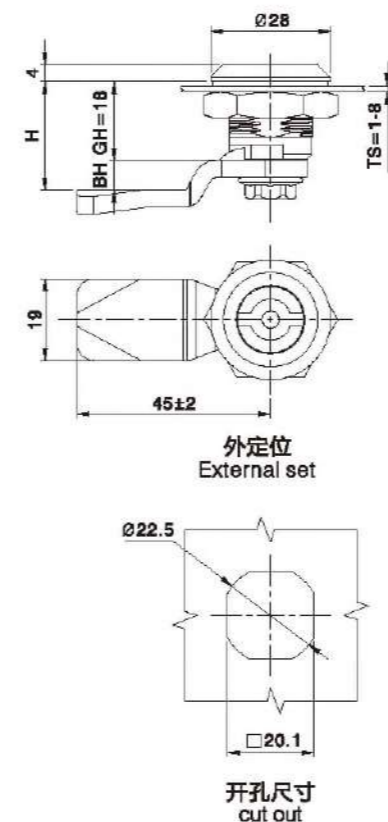
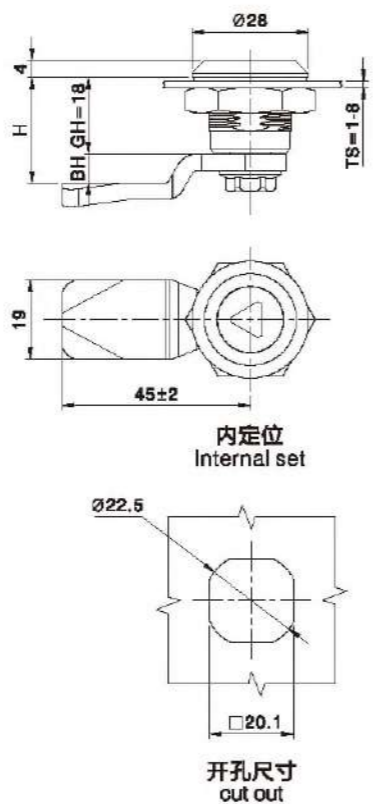
Архангельск (8182)63-90-72	Калининград (4012)72-03-81	Нижний Новгород (831)429-08-12	Смоленск (4812)29-41-54
Астана +7(7172)727-132	Калуга (4842)92-23-67	Новокузнецк (3843)20-46-81	Сочи (862)225-72-31
Белгород (4722)40-23-64	Кемерово (3842)65-04-62	Новосибирск (383)227-86-73	Ставрополь (8652)20-65-13
Брянск (4832)59-03-52	Киров (8332)68-02-04	Орел (4862)44-53-42	Тверь (4822)63-31-35
Владивосток (423)249-28-31	Краснодар (861)203-40-90	Оренбург (3532)37-68-04	Томск (3822)98-41-53
Волгоград (844)278-03-48	Красноярск (391)204-63-61	Пенза (8412)22-31-16	Тула (4872)74-02-29
Вологда (8172)26-41-59	Курск (4712)77-13-04	Пермь (342)205-81-47	Тюмень (3452)66-21-18
Воронеж (473)204-51-73	Липецк (4742)52-20-81	Ростов-на-Дону (863)308-18-15	Ульяновск (8422)24-23-59
Екатеринбург (343)384-55-89	Магнитогорск (3519)55-03-13	Рязань (4912)46-61-64	Уфа (347)229-48-12
Иваново (4932)77-34-06	Москва (495)268-04-70	Самара (846)206-03-16	Челябинск (351)202-03-61
Ижевск (3412)26-03-58	Мурманск (8152)59-64-93	Санкт-Петербург (812)309-46-40	Череповец (8202)49-02-64
Казань (843)206-01-48	Набережные Челны (8552)20-53-41	Саратов (845)249-38-78	Ярославль (4852)69-52-93

сайт: www.dele.nt-rt.ru || эл. почта: dfe@nt-rt.ru



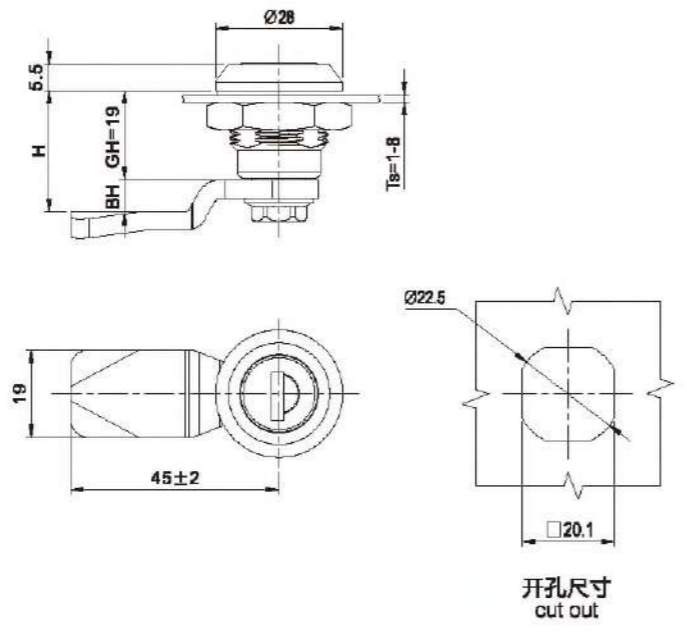


锁芯类型 Cylinder type	锌合金(外定位) External set	锌合金(内定位) Internal Set	304不锈钢 Stainless Steel
3mm双槽锁芯	MS1000-1	MS1000-1A	
4mm双槽锁芯	MS1000-2	MS1000-2A	MS1002-2
5mm双槽锁芯	MS1000-3	MS1000-3A	
7mm三角锁芯	MS1000-4	MS1000-4A	
8mm三角锁芯	MS1000-5	MS1000-5A	MS1002-5
9mm三角锁芯	MS1000-6	MS1000-6A	
10mm三角带螺孔锁芯	MS1000-7	MS1000-7A	
7mm四方直槽锁芯	MS1000-8	MS1000-8A	
7mm四方锁芯	MS1000-9	MS1000-9A	
8mm四方锁芯(三角凹)	MS1000-10	MS1000-10A	MS1002-10
8mm四方锁芯(三角凸)	MS1000-10T	MS1000-10TA	
8mm四方锁芯(带红点)	MS1000-10R	MS1000-10RA	
8mm四方直槽锁芯	MS1000-11	MS1000-11A	
6mm内四方锁芯	MS1000-12	MS1000-12A	
7mm内四方锁芯	MS1000-13	MS1000-13A	
8mm内四方锁芯	MS1000-14	MS1000-14A	
2*4mm直槽锁芯	MS1000-17	MS1000-17A	MS1002-17
10mm内六角锁芯	MS1000-18	MS1000-18A	
内六角8mm带锁	MS1000-19	MS1000-19A	



RL IP65

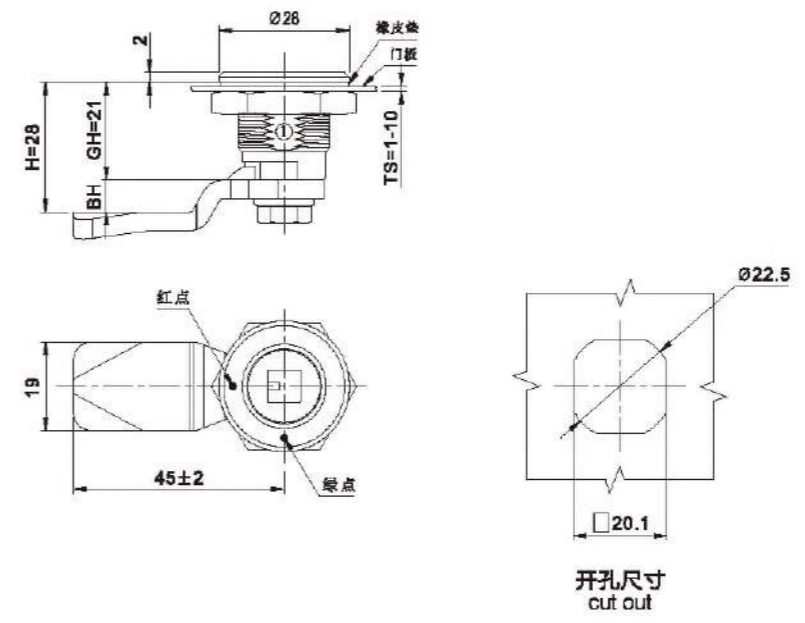
MS1000-15



材 料：锌合金锁壳、锁芯和接地螺母；碳钢螺栓。
表面处理：喷无光黑或镀铬；配件镀锌。
结构说明：90°旋转实现开启或锁闭。
备 注：默认钥匙YS06 (K333)。
Material: Zinc alloy housing, cylinder and earthing nut. M.S. parts.
Finish: Black powder coated or Chrome plated, zinc plated parts.
Structure: 90° rotation.
Remark: Default key YS06 (K333).

RL IP65

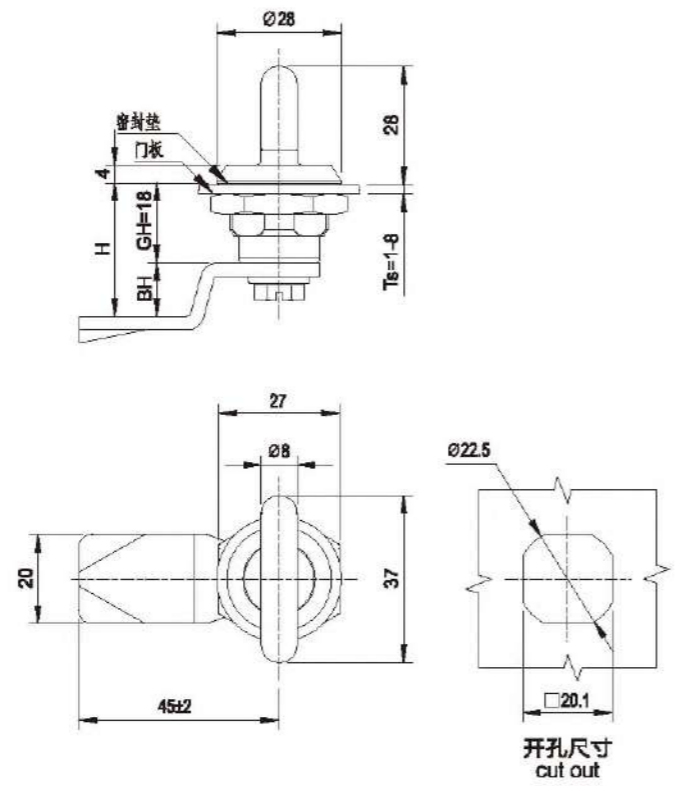
MS1000-9R



材 料：锌合金锁壳、锁芯和接地螺母；碳钢螺栓。
表面处理：镀铬；配件镀锌。
结构说明：90°旋转实现开启或锁闭。
Material: Zinc alloy housing, cylinder and earthing nut. M.S. parts.
Finish: Black powder coated or Chrome plated, zinc plated parts.
Structure: 90° rotation.

RL IP65

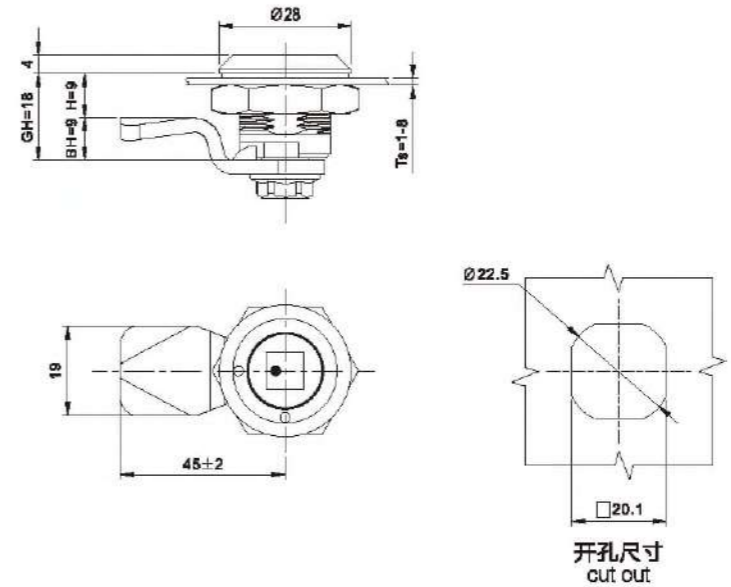
MS1000-16



材 料：锌合金锁壳、锁芯和接地螺母；碳钢螺栓。
表面处理：喷无光黑或镀铬；配件镀锌。
结构说明：90°旋转实现开启或锁闭。
Material: Zinc alloy housing, cylinder and earthing nut. M.S. parts.
Finish: Black powder coated or Chrome plated, zinc plated parts.
Structure: 90° rotation.

RL IP65

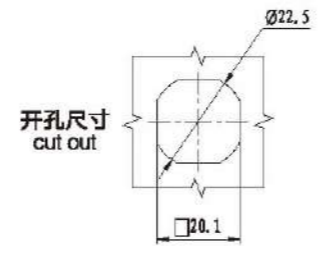
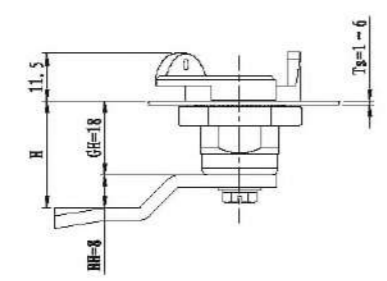
MS1000-10R



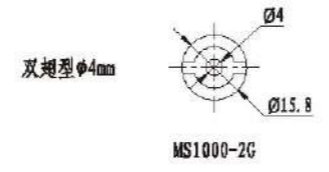
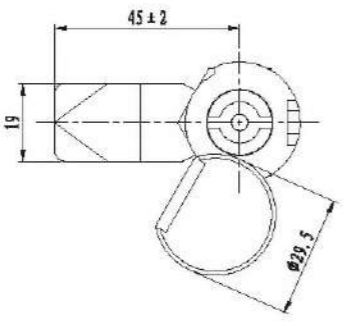
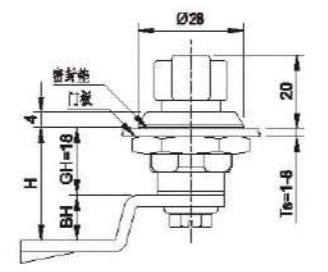
材 料：锌合金锁壳、锁芯和接地螺母；碳钢螺栓。
表面处理：镀铬；配件镀锌。
结构说明：90°旋转实现开启或锁闭。
Material: Zinc alloy housing, cylinder and earthing nut. M.S. parts.
Finish: Black powder coated or Chrome plated, zinc plated parts.
Structure: 90° rotation.

RL IP65

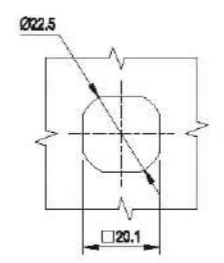
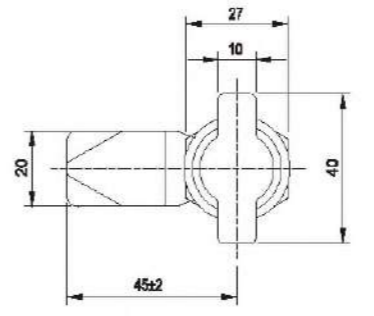
MS1000-2G



开孔尺寸
cut out

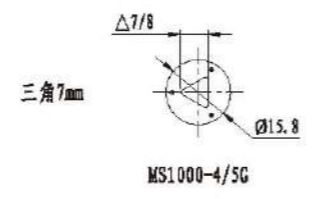
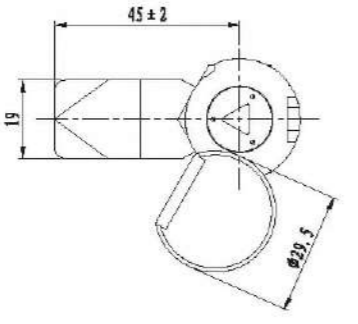


双翅型Ø4mm

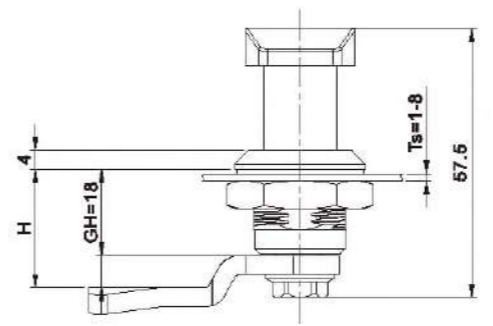


开孔尺寸
cut out

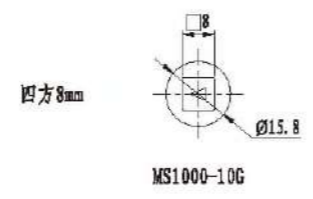
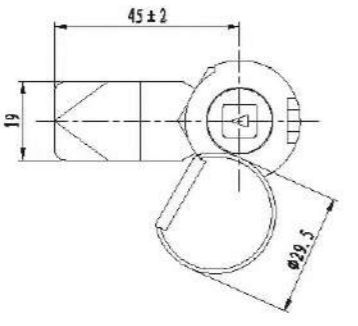
MS1000-5G



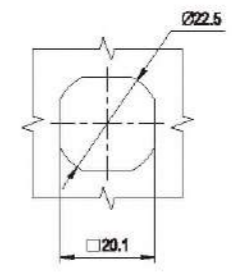
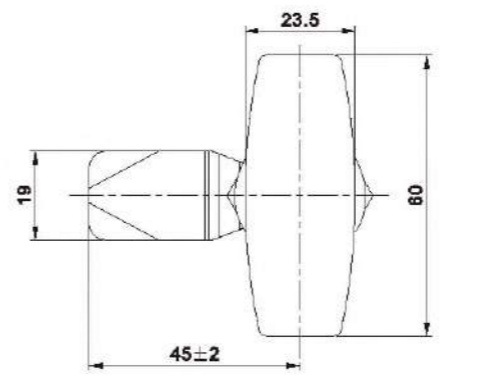
三角7mm



MS1000-10G



四方8mm



开孔尺寸
cut out

材 料：锌合金外壳、铜芯和接地螺母；碳钢螺栓。
表面处理：喷砂镀锌；配件镀锌。
结构说明：90°旋转实现开启或锁闭。
Material: Zinc alloy housing, cylinder and earthing nut. M.S. parts.
Finish: Chrome plated, zinc plated parts.
Structure: 90°rotation.

RL IP65

MS1004-2



材 料：锌合金外壳、铜芯和接地螺母；碳钢螺栓。
表面处理：喷无光黑或镀锌；配件镀锌。
结构说明：90°旋转实现开启或锁闭。
Material: Zinc alloy housing, cylinder and earthing nut. M.S. parts.
Finish: Black powder coated or Chrome plated, zinc plated parts.
Structure: 90°rotation.

RL IP65

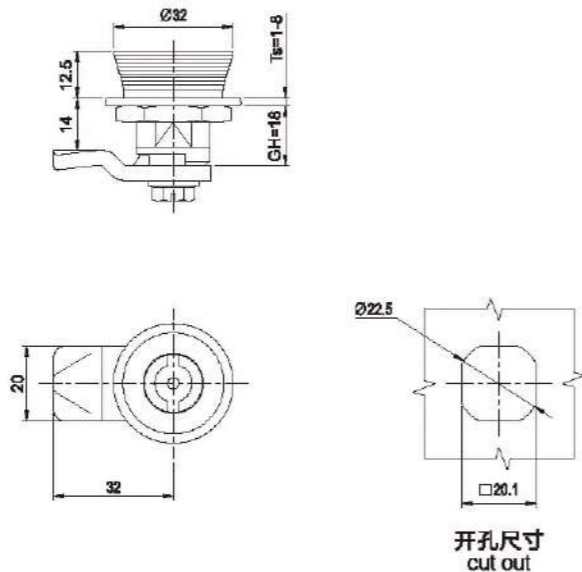
MS1005-2



材 料：锌合金外壳、铜芯和接地螺母；碳钢螺栓。
表面处理：喷无光黑或镀锌；配件镀锌。
结构说明：90°旋转实现开启或锁闭。
Material: Zinc alloy housing, cylinder and earthing nut. M.S. parts.
Finish: Black powder coated or Chrome plated, zinc plated parts.
Structure: 90°rotation.

RL

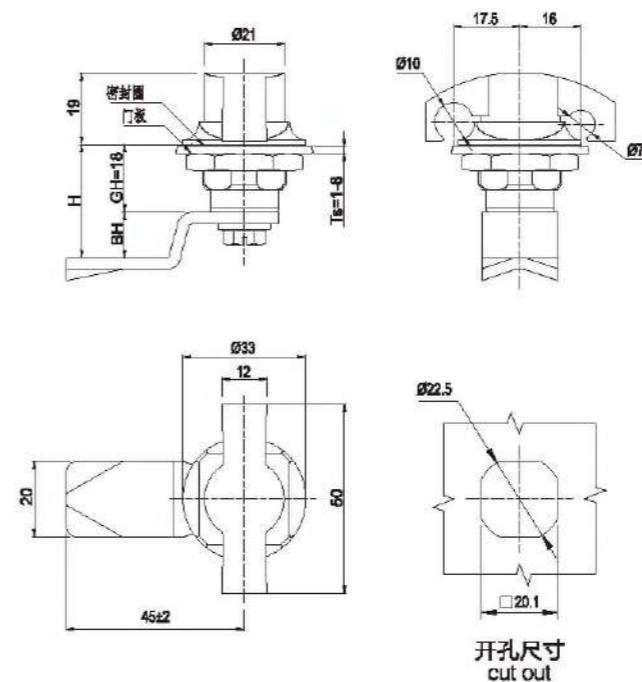
MS1006-1



材 料：锌合金锁壳、锁芯和接地螺母；碳钢螺栓。
表面处理：锁壳、锁芯喷孔镀锌和无光黑，配件镀蓝白锌。
结构说明：90°旋转实现开启或锁闭。
Material: zinc alloy housing and handle, steel cam and nut.
Finish: Green coated base and cylinder.zinc plated parts.
Structure:90° rotation.

RL IP 65

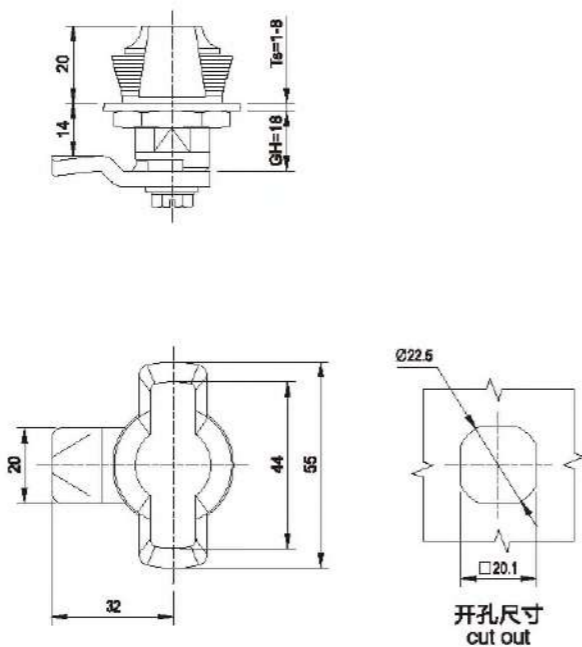
MS1010-1



材 料：锌合金锁壳、锁芯和接地螺母；碳钢螺栓。
表面处理：喷无光黑或砂纹黑，配件镀锌。
结构说明：90°旋转实现开启或锁闭。
Material: Zinc alloy housing, cylinder and earthing nut. M.S. parts.
Finish: Black powder coated or Chrome plated, zinc plated parts.
Structure: 90° rotation.

RL

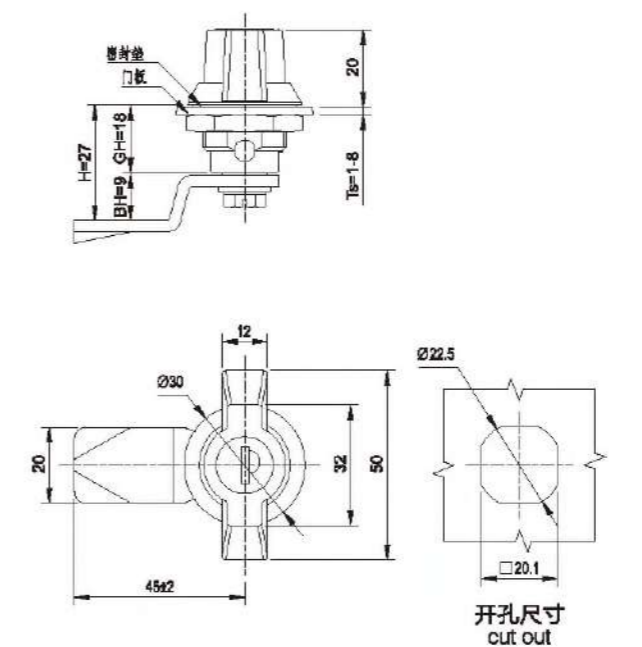
MS1007-1



材 料：锌合金锁壳、锁芯和接地螺母；碳钢螺栓。
表面处理：锁壳、锁芯喷孔镀锌和无光黑，配件镀蓝白锌。
结构说明：90°旋转实现开启或锁闭。
Material: zinc alloy housing and handle, steel cam and nut.
Finish: Green coated base and cylinder.zinc plated parts.
Structure:90° rotation.

RL IP 65

MS1011-1



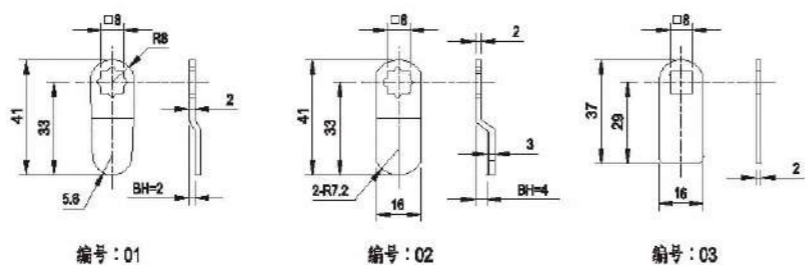
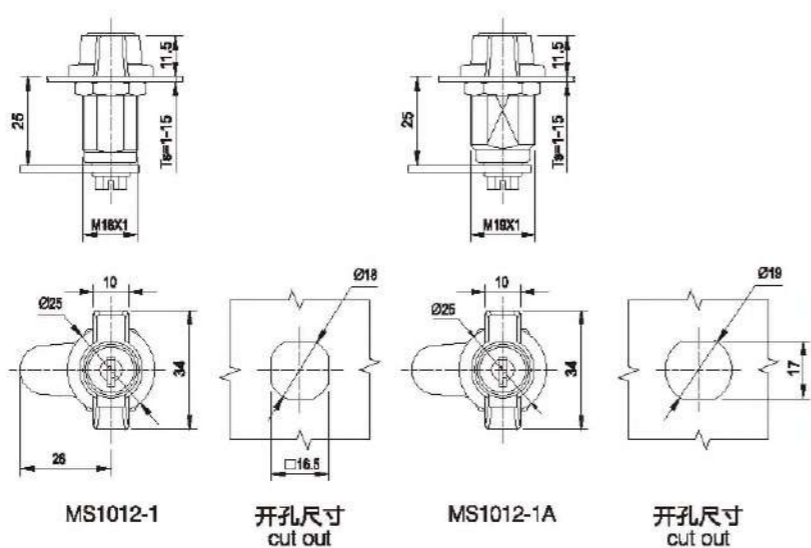
材 料：锌合金锁壳、锁体、锁芯和接地螺母；碳钢螺栓。
表面处理：喷无光黑和光亮铬，配件镀蓝白锌。
结构说明：90°旋转实现开启或锁闭。
备注：默认钥匙YS06 (K333)。
Material: zinc alloy housing, cylinder,nut and key:steel cam .
Finish: Bright Chrome plated or black coated.zinc plated parts.
Structure:90° rotation.
Remark: Default key YS06 (K333) .

RL

MS1012-1



MS1012-1A



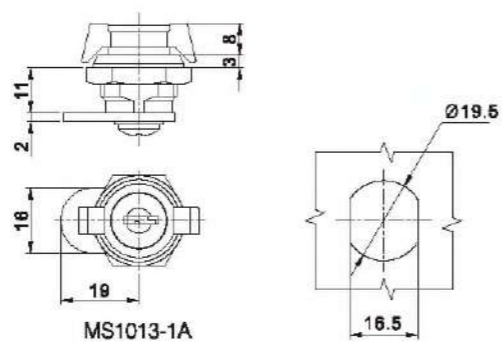
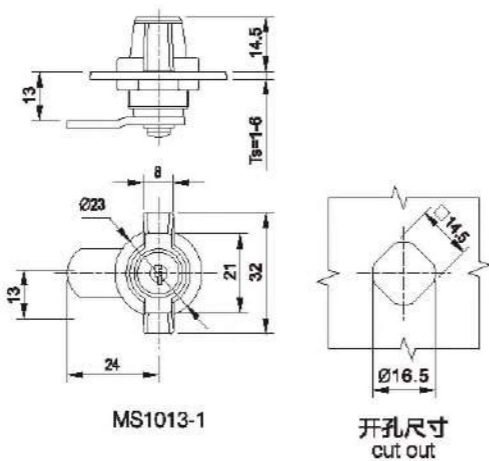
材 料: 锌合金锁壳、锁体、锁芯和接地螺母, 碳钢锁栓。
 表面处理: 喷无光黑, 配件镀蓝白锌。
 结构说明: 90°旋转实现开启或锁闭。
 备 注: 默认钥匙YS13。
 Material: zinc alloy housing, cylinder, nut and key: steel cam.
 Finish: Bright Chrome plated or black coated, zinc plated parts.
 Structure: 90° rotation.
 Remark: Default key YS13.

RL

MS1013-1



MS1013-1A



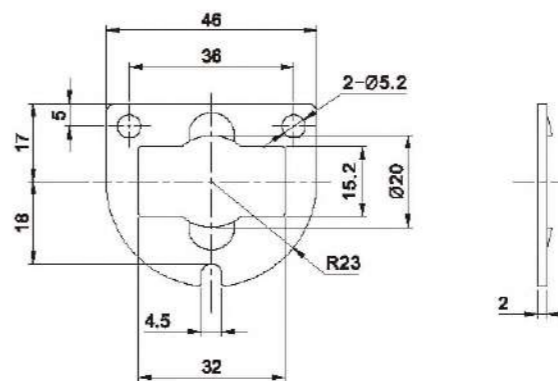
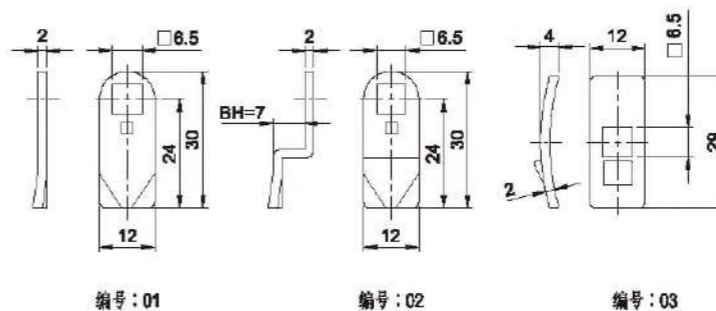
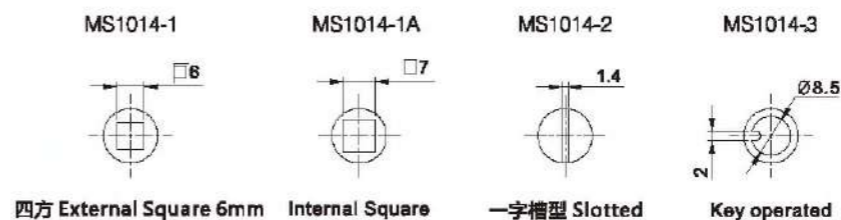
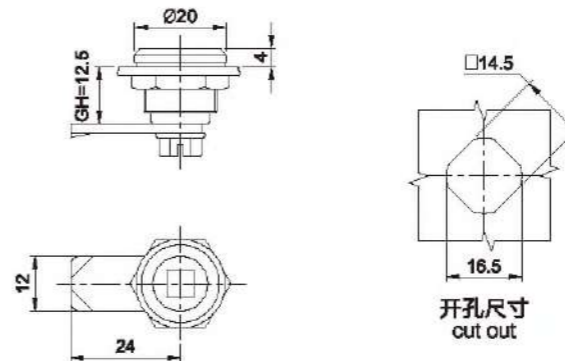
材 料: 锌合金锁壳、锁体、锁芯和接地螺母, 碳钢锁栓。
 表面处理: 喷无光黑, 配件镀蓝白锌。
 结构说明: 90°旋转实现开启或锁闭。
 备 注: 默认钥匙YS15/YS16。
 Material: zinc alloy housing, cylinder, nut and key: steel cam.
 Finish: Bright Chrome plated or black coated, zinc plated parts.
 Structure: 90° rotation.
 Remark: Default key YS15/YS16.

RL

MS1014-1



MS1014-1A



MS1014-2

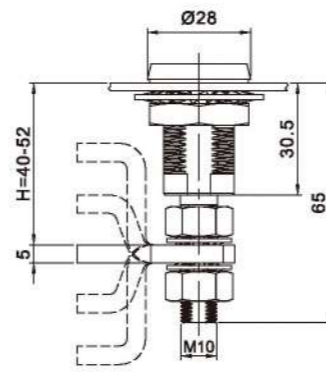
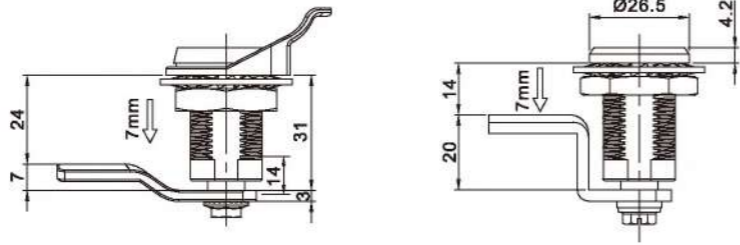


MS1014-3



材 料: 锌合金锁壳、锁芯、螺母和钥匙, 碳钢锁栓。
 表面处理: 喷无光黑和光亮铬, 配件镀蓝白锌。
 结构说明: 90°旋转实现开启或锁闭。
 备 注: 默认钥匙YS23。
 Material: zinc alloy housing, cylinder, nut and key: steel cam.
 Finish: Bright Chrome plated or black coated, zinc plated parts.
 Structure: 90° rotation.
 Remark: Default key YS23.

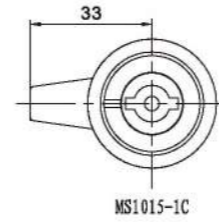
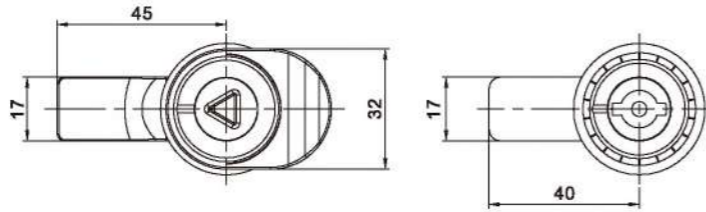
MS1015-1



MS1015-1C



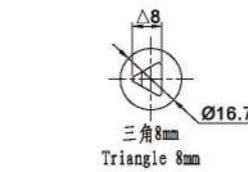
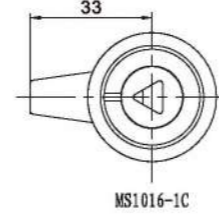
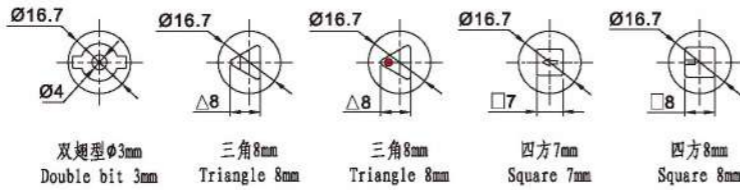
MS1016-1



MS1016-1C



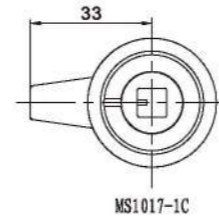
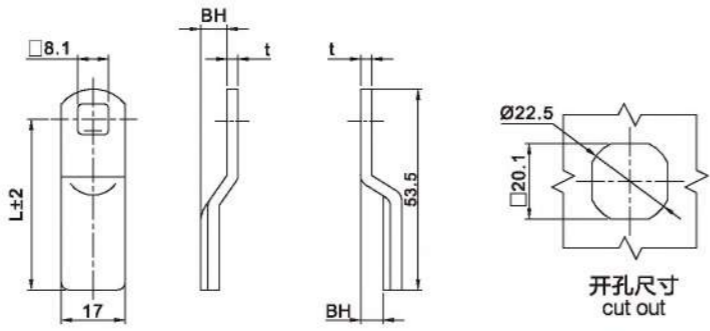
MS1017-1



MS1017-1C



MS1015-1A



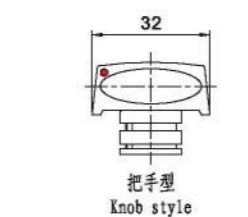
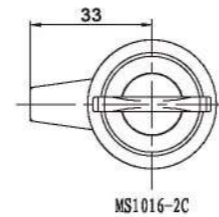
MS1016-2C



MS1016-1A



正向锁片
Reversed cam
反向锁片
Offset cam



MS1017-1A



锁片代号 Cam style	折弯高度 (BH)	中心距 (L)	厚度 (T)
S1G4220	20	42	4
S1G5013	13	50	4
S1G4512	12	45	3
S1G5007	7	50	3
S1G4507	7	45	3
S1G4509	-9	45	3
S1G4509	-9	50	3

锁片款式 Camstyle	间距 Grip Range	
	最小间距 Min	最大间距 Max
正向锁片 reversed cam	52.5	68.5
平锁片 straight cam	39	54.5
反向锁片 offset cam	11.5	27
	25.5	41

材料：锌合金锁壳、锁芯和接地螺母；碳钢螺栓和齿形垫；塑料攀拉或防水盖。
表面处理：喷无光黑或镀铬；配件镀锌。
结构说明：90°旋转实现开启或锁闭；可调节螺杆；锁紧功能。
Material: Zinc alloy housing, cylinder and earthing nut. M.S. Cam and washer. PA pull tab or water dust cover.
Finish: Black powder coated or Chrome plated, zinc plated parts.
Structure: 90° rotation, adjustable compression type.

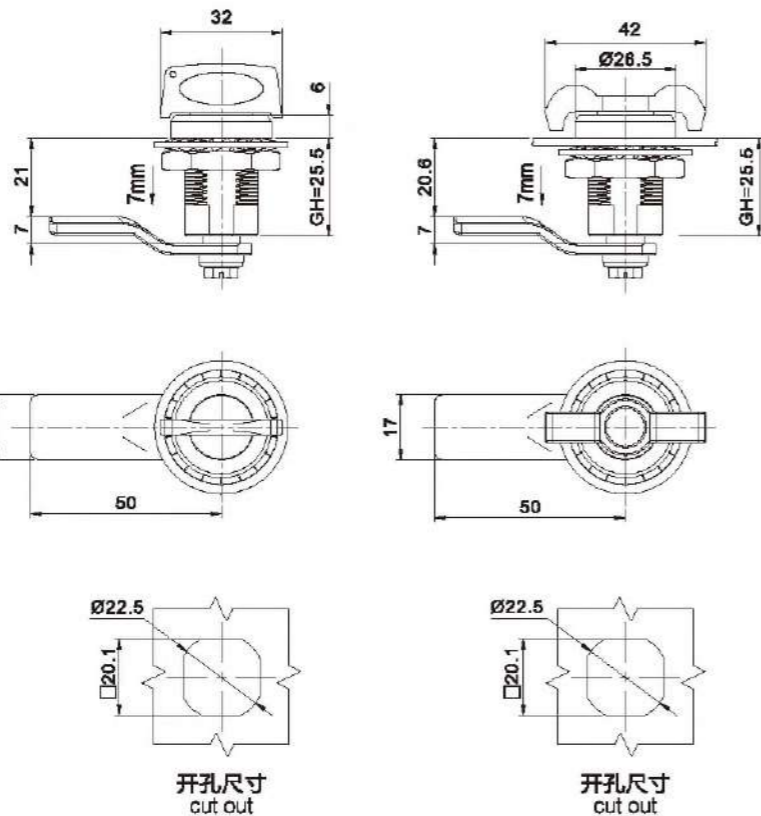
材料：锌合金锁壳、锁芯和接地螺母；碳钢螺栓和齿形垫；塑料攀拉。
表面处理：喷无光黑或镀铬；配件镀锌。
结构说明：90°旋转实现开启或锁闭，具有锁紧功能。
Material: Zinc alloy housing, cylinder and earthing nut. M.S. Cam and washer. PA pull tab.
Finish: Black powder coated or Chrome plated, zinc plated parts.
Structure: 90° rotation, compression type.

RL IP65

MS1016-2



MS1016-3



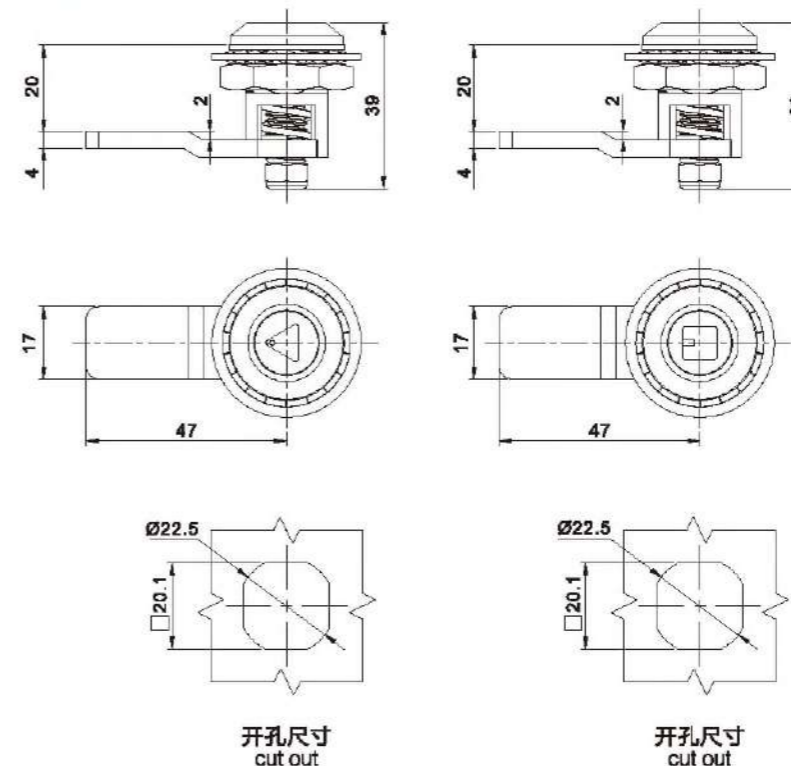
材 料：锌合金锁壳、手柄和接地螺母；碳钢锁片和齿形垫。
表面处理：电镀亚光或镀铬亮；配件镀锌。
结构说明：90°旋转实现开启或锁闭，具有锁紧功能。
Material: Zinc alloy housing, knob and earthing nut. M.S. Cam and washer. PA pull tab.
Finish: Black powder coated or Chrome plated, zinc plated parts.
Structure: 90° rotation, compression type.

RL IP65

MS1016-1B



MS1017-1B



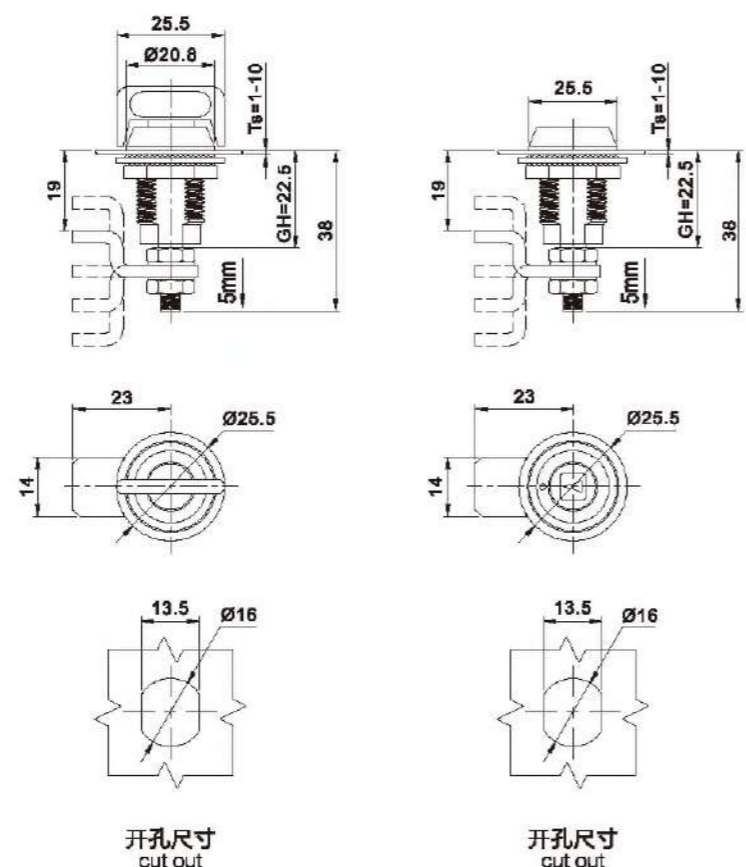
材 料：锌合金锁壳、锁芯和接地螺母，碳钢锁片和齿形垫。
表面处理：电镀亚光或镀铬亮，配件镀锌。
结构说明：不停地旋转锁芯到达锁紧状态。
Material: zinc alloy housing and cylinder; steel cam and nut.
Finish: Bright Chrome plated or black coated, zinc plated parts.
Structure: 90° rotation.

RL IP65

MS1016-4



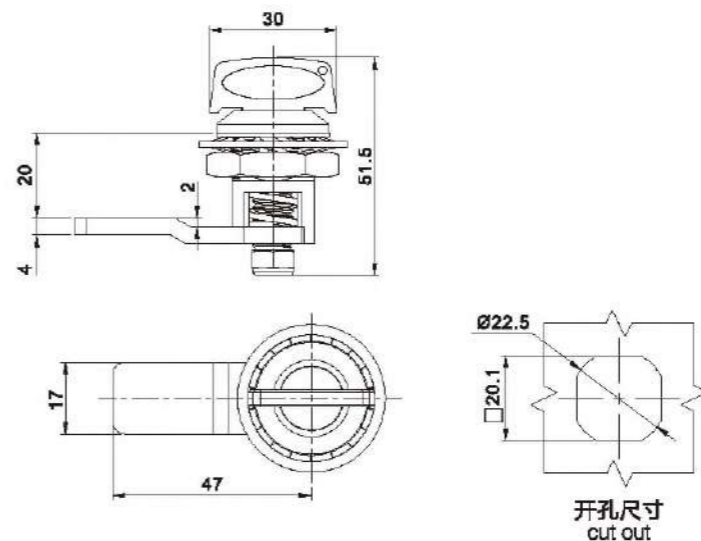
MS1016-5



材 料：锌合金锁壳、手柄和螺母；碳钢锁片和齿形垫。
表面处理：喷无光黑，配件镀锌。
结构说明：90°旋转实现开启或锁闭，具有锁紧功能。
Material: Zinc alloy housing, knob and earthing nut. M.S. Cam and washer. PA pull tab.
Finish: Black powder coated or Chrome plated, zinc plated parts.
Structure: 90° rotation, compression type.

RL IP65

MS1016-2B



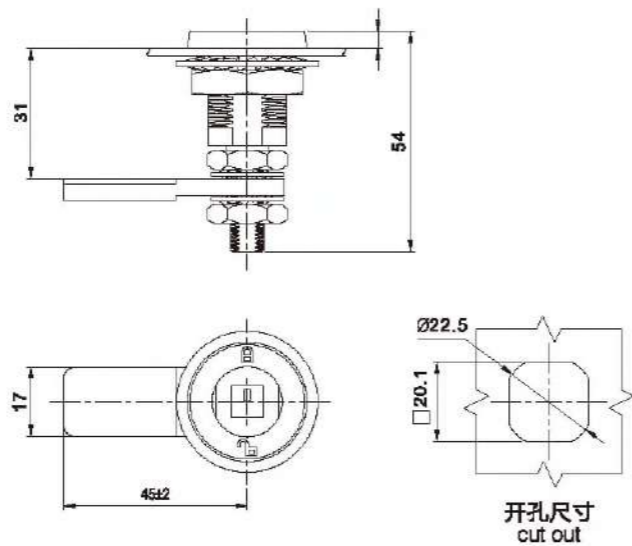
材 料：锌合金锁壳、手柄和接地螺母；碳钢锁片和齿形垫。
表面处理：电镀亚光或镀铬亮；配件镀锌。
结构说明：不停地旋转手柄到达锁紧状态。
Material: Zinc alloy housing, knob and earthing nut. M.S. Cam and washer. PA pull tab.
Finish: Gray chrome plated, zinc plated parts.
Structure: Spin the knob to lock or open.

RL IP65

MS1017-1S



材 料：锌合金外壳和锁芯；304不锈钢轴、螺母和齿形垫。
表面处理：电镀亚光，配件研磨。
结构说明：90°旋转实现开启或锁闭，具有锁紧功能。
Material: Zinc alloy housing, cylinder and earthing nut. M.S. parts.
Finish: Black powder coated or Chrome plated, zinc plated parts.
Structure: 90° rotation.

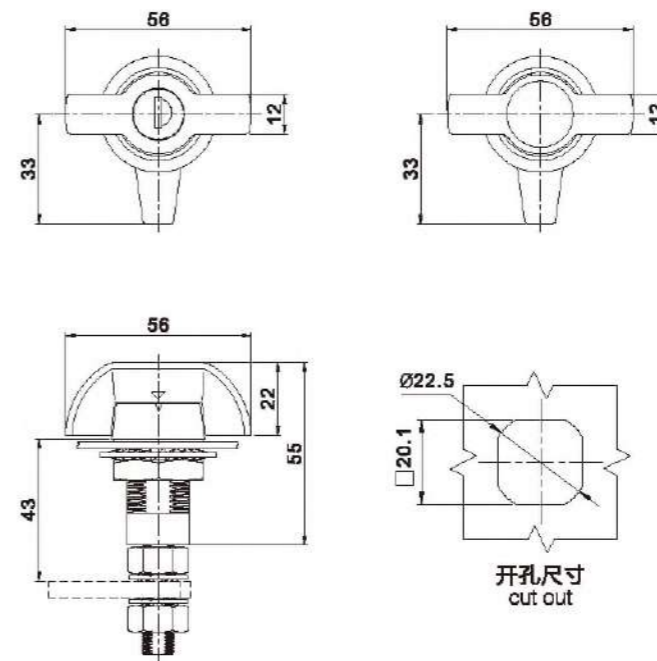


RL IP65

MS1015-1W



材 料：锌合金外壳、手柄和接地螺母；碳钢弹性和齿形垫。
表面处理：喷无光黑或砂纹黑；配件镀锌。
结构说明：90°旋转实现开启或锁闭，具有锁紧功能。
Material: Zinc alloy housing, knob and earthing nut. M.S. Cam and washer. PA pull tab.
Finish: Black powder coated or Chrome plated, zinc plated parts.
Structure: 90° rotation, compression type.

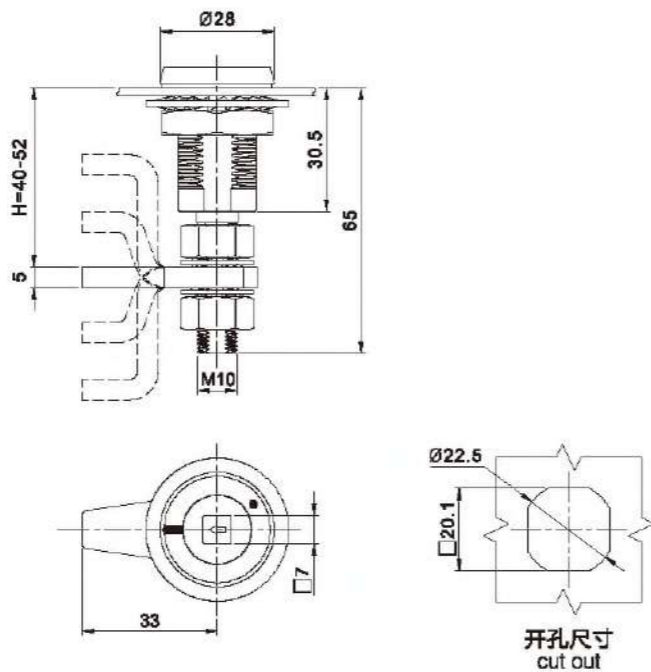


RL IP65

MS1017-2C



材 料：锌合金外壳、锁芯和接地螺母；碳钢弹性和齿形垫；选配塑料喇叭或防水盖。
表面处理：电镀亚光或镀亮铬；配件镀锌。
结构说明：90°旋转实现开启或锁闭；可调节螺杆；锁紧功能。
Material: Zinc alloy housing, cylinder and earthing nut. M.S. Cam and washer. PA pull tab or water dust cover are available for selection.
Finish: Black powder coated or Chrome plated, zinc plated parts.
Structure: 90° rotation, adjustable compression type.

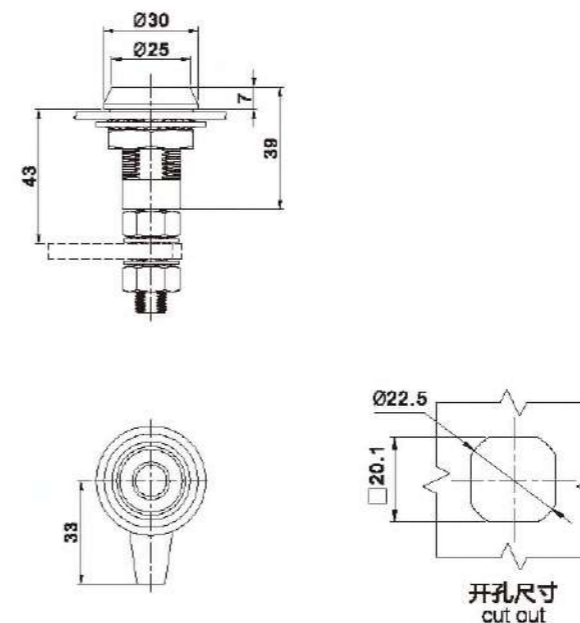


RL IP65

MS1016-1Y

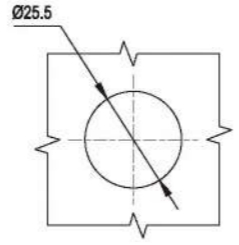
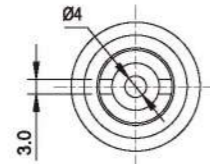
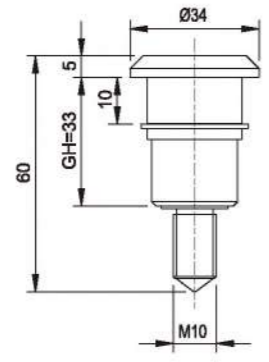


材 料：锌合金外壳、锁芯和接地螺母；碳钢弹性和齿形垫。
表面处理：喷无光黑或砂纹黑；配件镀锌。
结构说明：90°旋转实现开启或锁闭，具有锁紧功能。
Material: Zinc alloy housing, knob and earthing nut. M.S. Cam and washer. PA pull tab.
Finish: Black powder coated or Chrome plated, zinc plated parts.
Structure: 90° rotation, compression type.

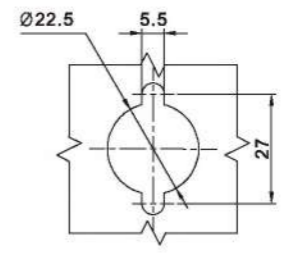
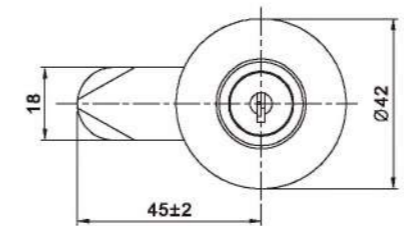
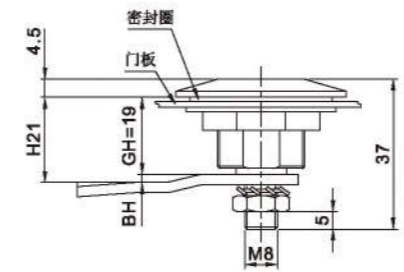




MS1018-1A



开孔尺寸
cut out



开孔尺寸
cut out

材 料：锌合金锁壳，碳钢锁芯。
表面处理：镀铬。
结构说明：360°旋转实现开启或锁闭。
Material: zinc alloy housing, steel cylinder,
Finish: Bright Chrome plated.
Remark: 360° rotation.

RL

MS1030-1



材 料：锌合金锁壳和锁芯，碳钢结构。
表面处理：镀铬，配件镀蓝白锌。
结构说明：90°旋转实现开启或锁闭。
备 注：默认钥匙YS11。
Material: zinc alloy housing and cylinder,
steel cam and nut.
Finish: Bright Chrome plated, zinc plated parts.
Structure: 90° rotation.
Remark: Default key YS11.

MS1020-1

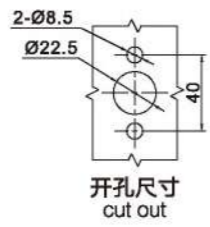
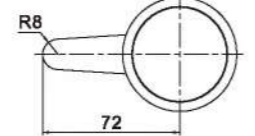
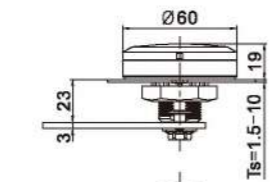
RL IP54



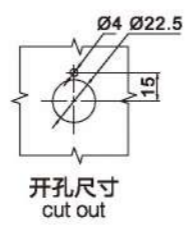
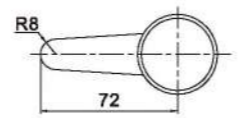
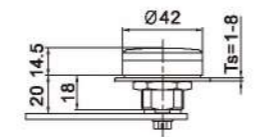
MS1021-1



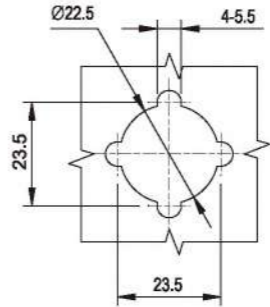
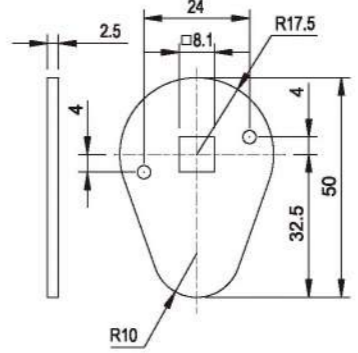
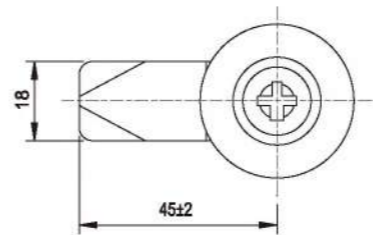
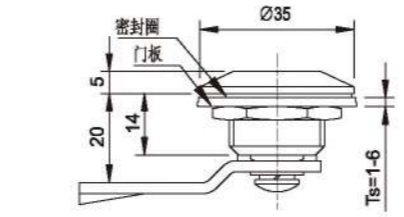
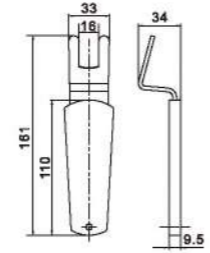
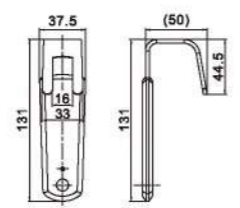
材 料：锌合金锁壳、锁体和螺母，碳钢结构。
表面处理：镀铬，配件镀蓝白锌。
结构说明：90°旋转实现开启或锁闭。
Material: zinc alloy housing and nut; steel cam.
Finish: Bright Chrome plated, zinc plated parts.
Structure: 90° rotation.



开孔尺寸
cut out



开孔尺寸
cut out



开孔尺寸
cut out

RL

MS1031-1



材 料：锌合金锁壳、黄铜锁芯，碳钢结构。
表面处理：镀铬，配件镀蓝白锌。
结构说明：90°旋转实现开启或锁闭。
备 注：默认钥匙YS05。
Material: zinc alloy housing; brass cylinder,
steel cam and nut.
Finish: Bright Chrome plated, zinc plated parts.
Structure: 90° rotation.
Remark: Default key YS05.

R L

RL IP65



MS1032-1



材 料：锌合金锁壳和防尘盖，黄铜锁芯，碳钢螺栓。
 表面处理：镀铬，配件镀蓝白锌。
 结构说明：90°旋转实现开启或锁闭。
 备 注：默认钥匙YS05。

Material: zinc alloy housing and dust cover, brass cylinder, steel cam and nut.
 Finish: Bright Chrome plated, zinc plated parts.
 Structure: 90° rotation.
 Remark: Default key YS05.

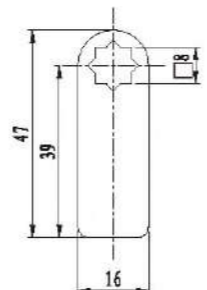
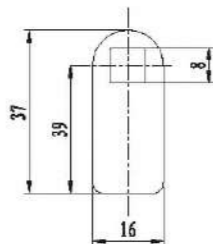
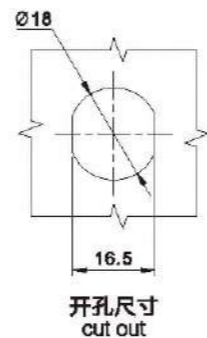
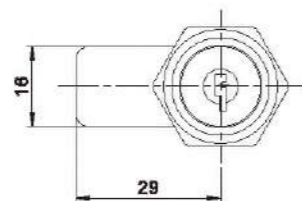
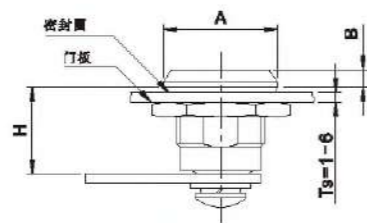
RL

MS1036-1



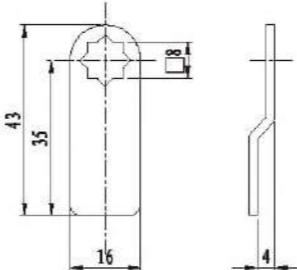
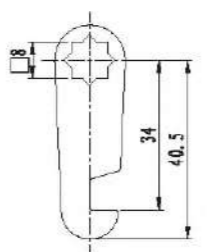
材 料：锌合金锁壳、锁芯和螺母，碳钢螺栓。
 表面处理：喷无光黑，配件镀蓝白锌。
 结构说明：90°旋转实现开启或锁闭。
 备 注：默认钥匙YS04。

Material: zinc alloy housing, nut and cylinder, steel cam and nut.
 Finish: Black coated, zinc plated parts.
 Structure: 90° rotation.
 Remark: Default key YS04.



编号：01

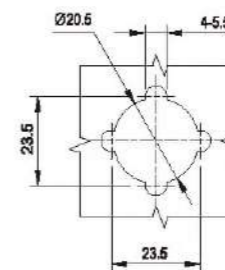
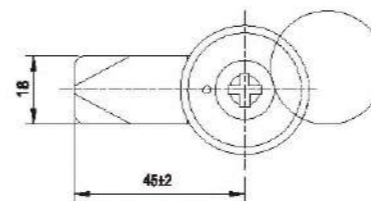
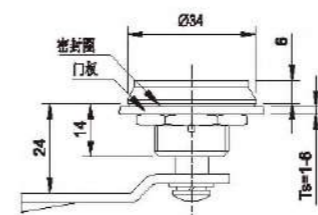
编号：02



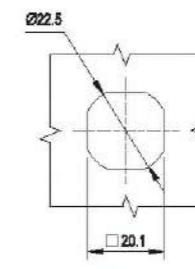
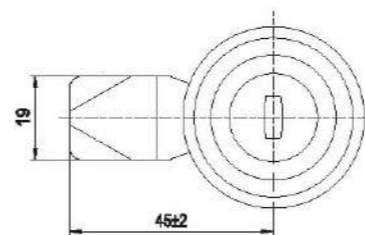
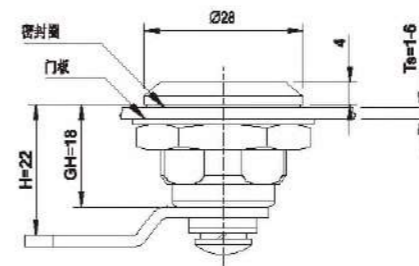
编号：03

编号：04

产品型号 Item No.	尺寸参数 Sizes (单位:mm)			钥匙
	H	A	B	
MS1033-1	16	Ø23	3.5	YS12
MS1034-1	16	Ø23	3.5	YS05
MS1035-1	20	Ø23	3.5	YS12
MS1035-1A	30	Ø23	3.5	YS12



开孔尺寸
cut out



开孔尺寸
cut out

MS1033-1



MS1034-1



MS1035-1



MS1035-1A

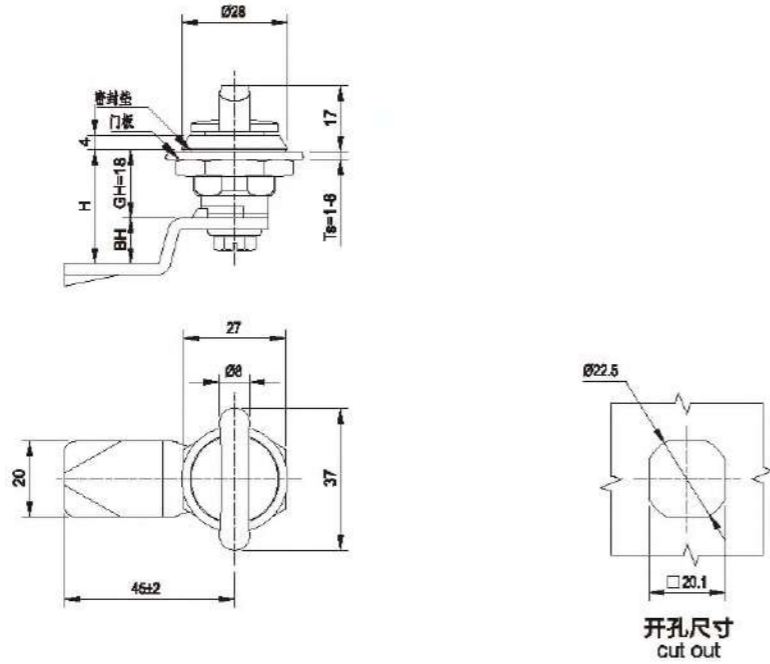


材 料：锌合金锁壳和锁芯，碳钢螺栓。
 表面处理：镀铬，配件镀蓝白锌。
 结构说明：90°旋转实现开启或锁闭。
 备 注：默认钥匙YS12。

Material: zinc alloy housing and cylinder, steel cam and nut.
 Finish: Bright Chrome plated, zinc plated parts.
 Structure: 90° rotation.
 Remark: Default key YS12.

RL

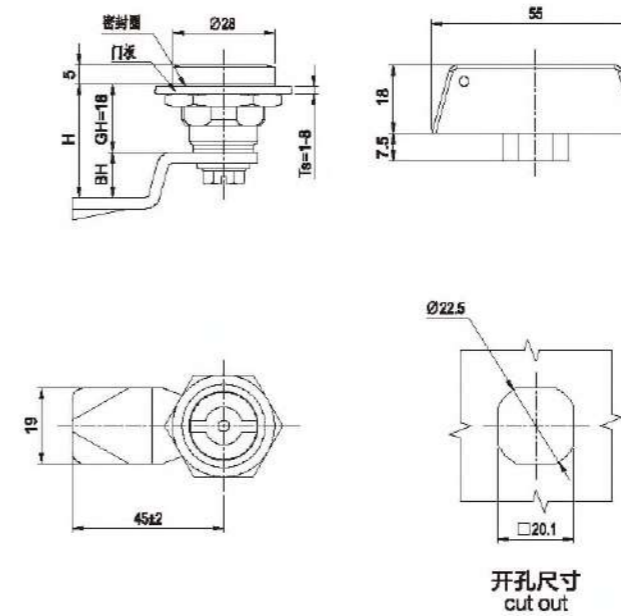
MS1037-1



材 料：锌合金锁壳，手柄，碳钢销、螺母。
表面处理：喷无光黑，配件镀蓝白锌。
备 注：90度旋转实现开启或锁闭。
Material: zinc alloy housing and cylinder, steel cam and nut.
Finish: Black coated, zinc plated parts.
Remark: 90 degree rotation.

RL IP 65

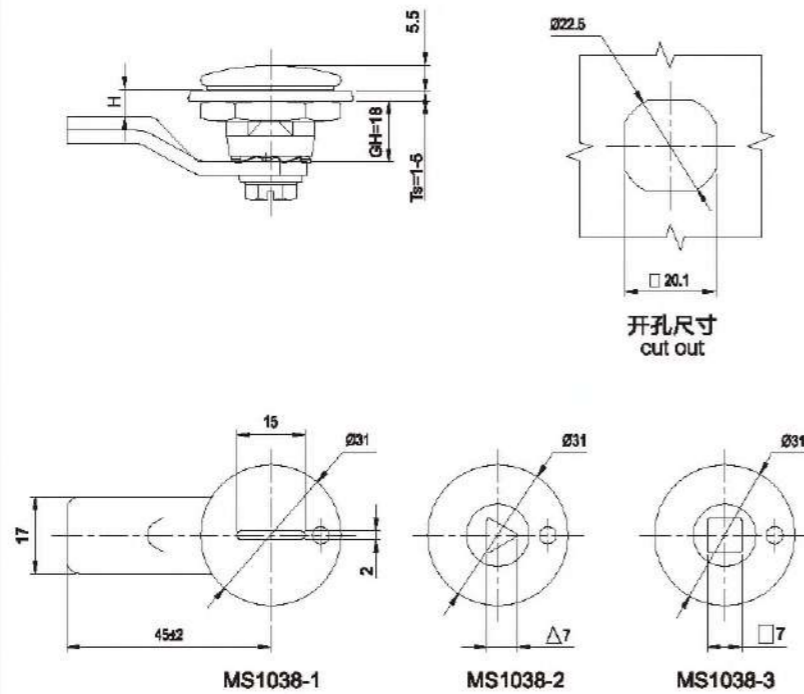
MS1039-1



材 料：锌合金锁壳、锁芯和接地螺母，碳钢销。
表面处理：喷无光黑，配件镀蓝白锌。
结构说明：90°旋转实现开启或锁闭。
备 注：默认钥匙YS30。
Material: zinc alloy housing, nut and cylinder, steel cam and nut.
Finish: Black coated, zinc plated parts.
Structure: 90° rotation.
Remark: Default key YS30.

RL IP 65

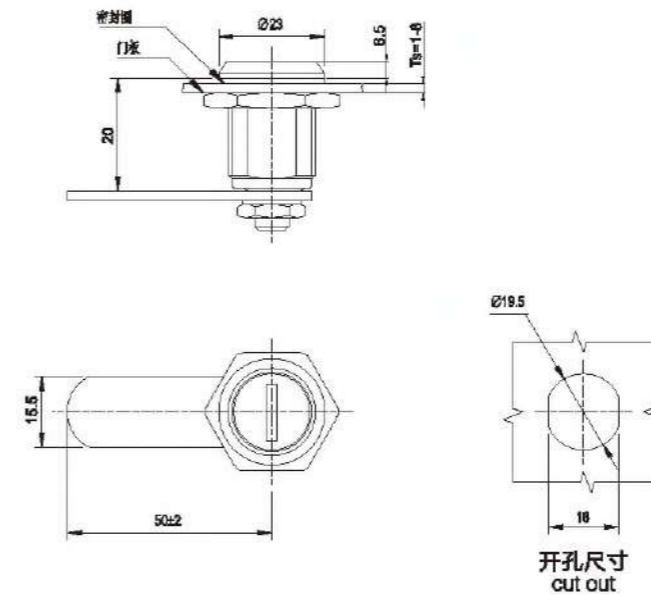
MS1038-1



材 料：锌合金锁壳、锁体、螺母，碳钢销。
表面处理：喷砂纹黑，配件镀蓝白锌。
备 注：90度旋转实现开启或锁闭。
Material: zinc alloy housing and cylinder, steel cam and nut.
Finish: Black coated, zinc plated parts.
Remark: 90 degree rotation.

R L

MS1041-1



材 料：锌合金锁壳和锁芯，碳钢销。
表面处理：表面镀锌，配件镀蓝白锌。
结构说明：90°旋转实现开启或锁闭。
备 注：默认钥匙YS24(专用钥匙)。
Material: zinc alloy housing and cylinder, steel cam.
Finish: Nickel plated, zinc plated parts.
Structure: 90° rotation.
Remark: Default key YS24.

RL

MS1043-1



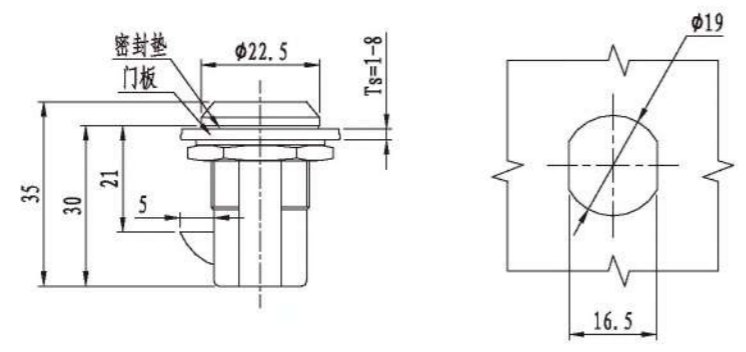
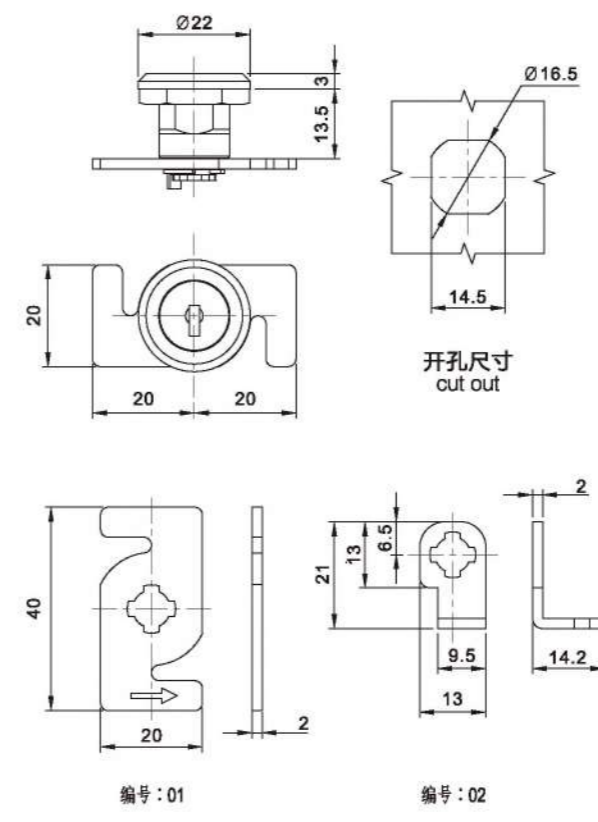
材 料：锌合金锁壳和锁芯；碳钢螺栓和卡簧。
 表面处理：喷无光黑或镀铬；配件镀锌。
 结构说明：90°旋转实现开启或锁闭。
 Material: Zinc alloy housing ,knob and earthing nut. M.S. Cam and washer.PA pull tab.
 Finish: Black powder coated or Chrome plated, zinc plated parts.
 Structure: 90°rotation.

RL

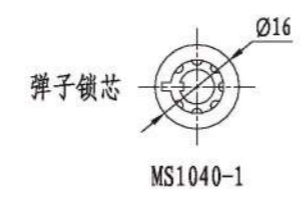
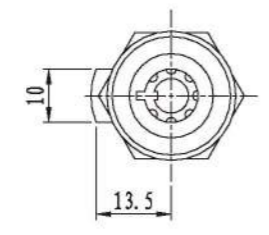
MS1044-1



材 料：锌合金锁壳和锁芯，碳钢螺栓。
 表面处理：表面亮铬，配件镀蓝白锌。
 结构说明：90°旋转实现开启或锁闭。
 备 注：默认钥匙YS25(专用钥匙)。
 Material: zinc alloy housing and cylinder;steel cam .
 Finish:Bright chrome plated,zinc plated parts.
 Structure:90° rotation.
 Remark: Default key YS25.

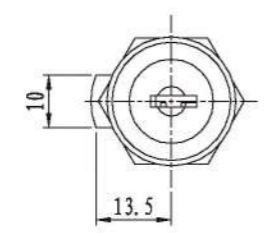


开孔尺寸 cut out



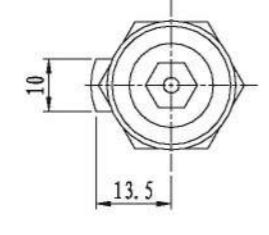
弹子锁芯

MS1040-1



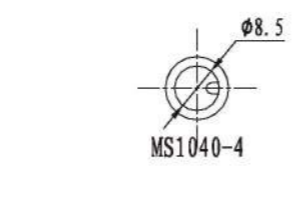
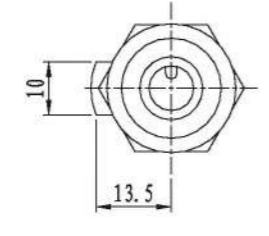
钥匙型

MS1040-2

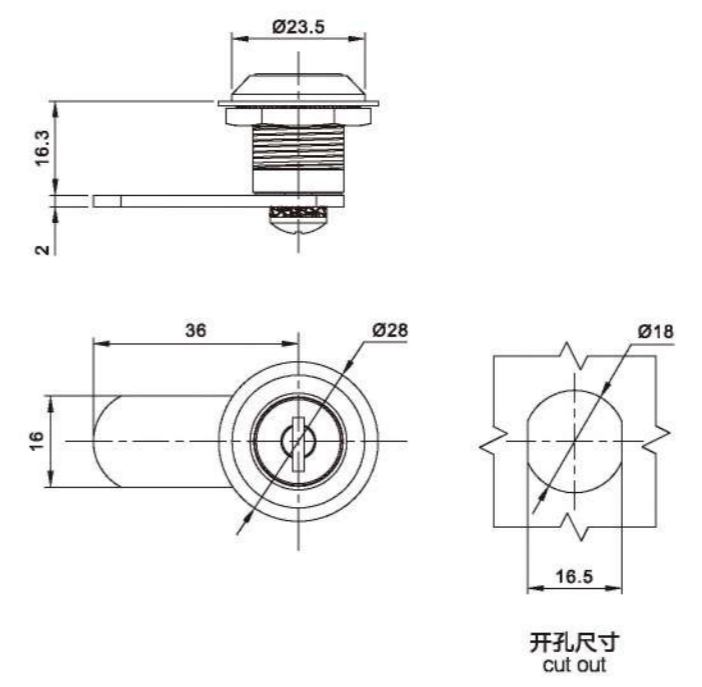


内六角带销子

MS1040-3



MS1040-4



开孔尺寸 cut out

MS1040-1



MS1040-2



MS1040-3



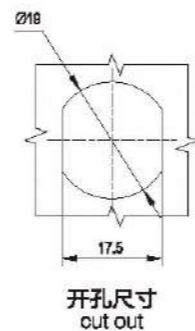
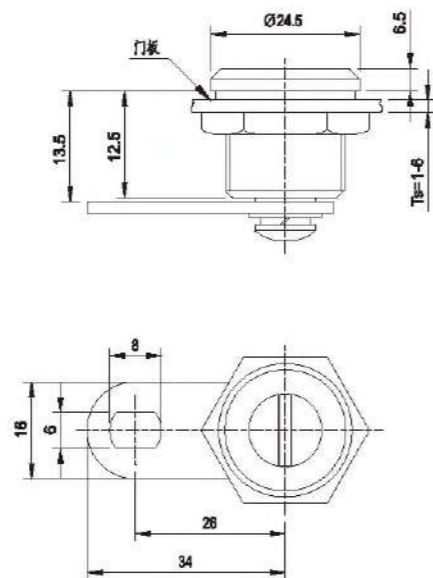
MS1040-4



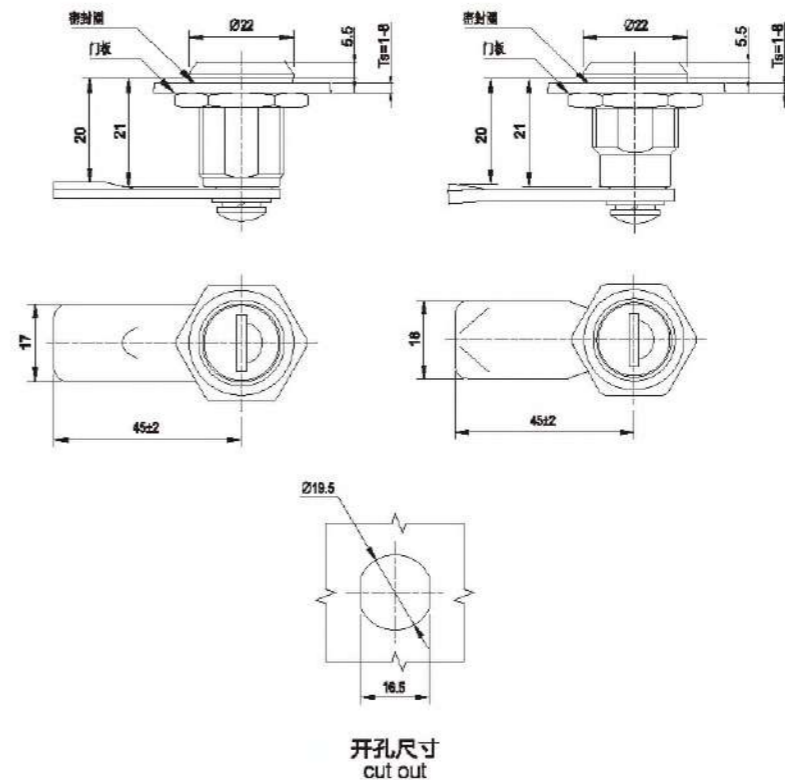
材 料：锌合金锁壳、锁芯、锁舌和螺母。
 表面处理：镀亮铬，配件镀蓝白锌。
 结构说明：回复式自动锁闭。
 备 注：默认钥匙 YS02 / YS11 / YS20 / YS23
 Material: zinc alloy housing ,cylinder,lock tongue and nut.
 Finish: Bright Chrome plated,zinc plated parts.
 Structure:Automatic Springback Locking.
 Remark: Default key YS02 / YS11 / YS20 / YS23.

R L

MS1054-1



材 料：锌合金锁壳和锁芯，碳钢螺栓。
表面处理：镀铬，配件镀蓝白锌。
结构说明：90°旋转实现开启或锁闭。
Material: zinc alloy housing and cylinder.
Finish: Bright chrome plated.
Structure: 90° rotation.

开孔尺寸
cut out**R L**

MS1071-1

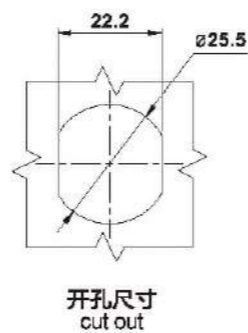
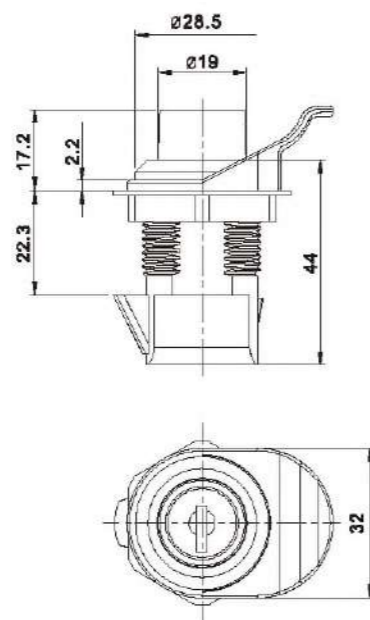


MS1072-1

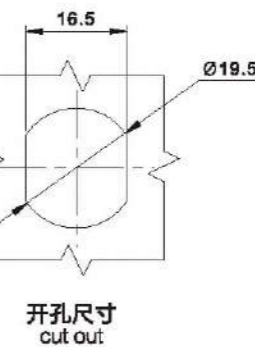
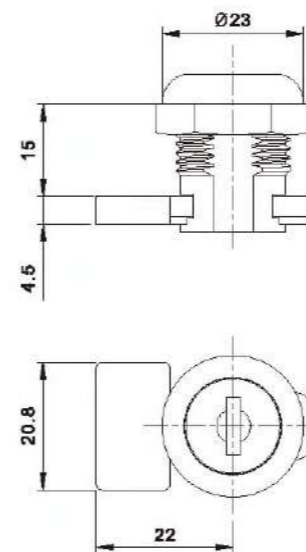


材 料：锌合金锁壳、锁芯和螺母，碳钢螺栓。
表面处理：镀铬，配件镀蓝白锌。
结构说明：180°旋转实现开启或锁闭。
备 注：默认钥匙YS07(CH751)或YS06(K333)。
Material: zinc alloy housing, cylinder and nut, steel cam.
Finish: Bright chrome plated, zinc plated parts.
Structure: 180° rotation.
Remark: Default key YS07(CH751) or YS06(K333).

MS1055-1



材 料：增强尼龙。
结构说明：钥匙CH751，按压按钮实现开启或锁闭。
Material: ABS black.
Structure: Push the button to open or lock.

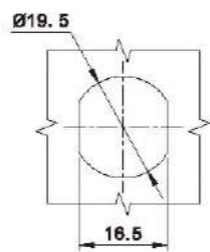
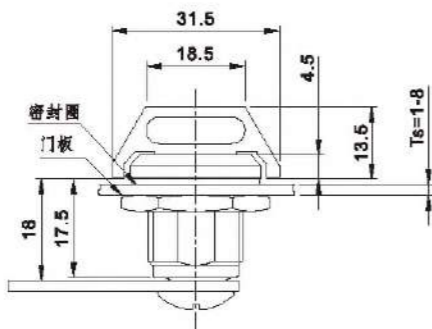
**RL**

MS1073-1

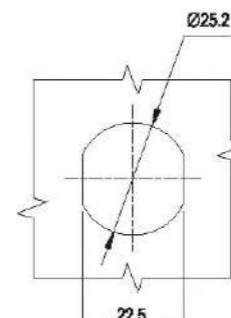
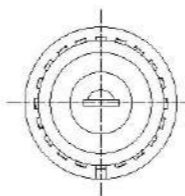
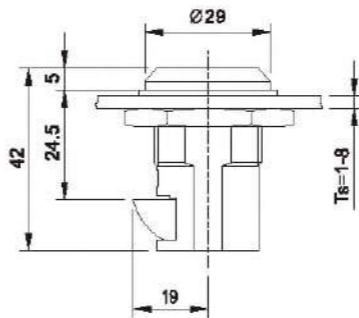


材 料：锌合金锁壳、锁芯、钢栓和螺母。
表面处理：喷无光黑或镀铬；配件镀锌。
结构说明：90°旋转实现开启或锁闭。
备 注：默认钥匙YS31。
Material: Zinc alloy housing, cylinder, cam and nut.
Finish: Black powder coated or Chrome plated, zinc plated parts.
Structure: 90° rotation.
Remark: Default key YS31.

MS1074-1

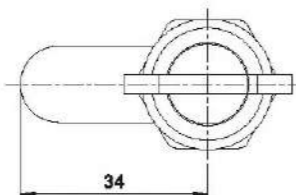


开孔尺寸
cut out

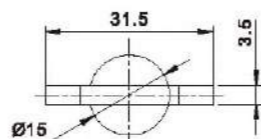


开孔尺寸
cut out

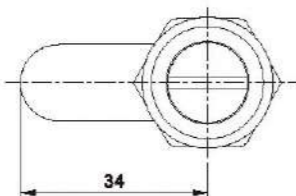
MS1074-2



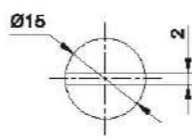
MS1074-1



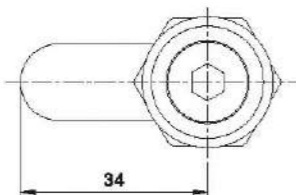
把手型
Knob style



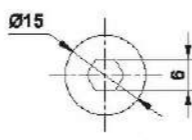
MS1074-2



一字槽型
Slotted

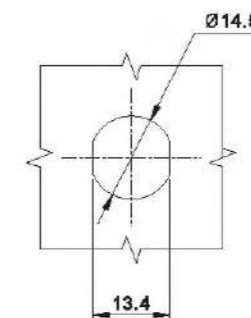
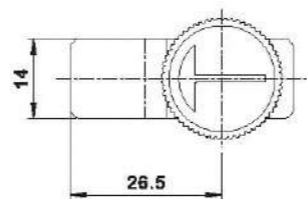
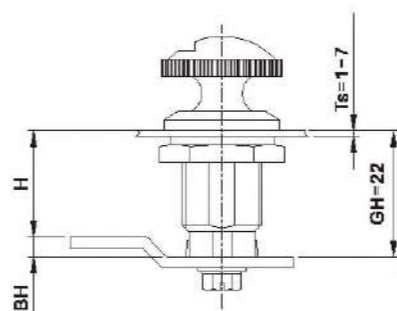


MS1074-3



内六角型
Recessed Hex

MS1074-3



开孔尺寸
cut out

MS1075-1



材 料：锌合金锁壳、锁芯和螺母。
表面处理：镀铬，配件镀蓝白锌。
结构说明：90°旋转实现开启或锁闭。
备 注：默认钥匙YS07 (CH751)。
Material: zinc alloy housing, cylinder and nut.
Finish: Bright Chrome plated, zinc plated parts.
Structure: 90° rotation.
Remark: Default key YS07(CH751)

MS1076-1



材 料：锌合金锁壳、旋钮；碳钢配件。
表面处理：喷无光黑或镀铬；配件镀锌。
结构说明：90°旋转实现开启或锁闭。
Material: Zinc alloy housing, cylinder, cam and nut.
Finish: Black powder coated or Chrome plated, zinc plated parts.
Structure: 90° rotation.

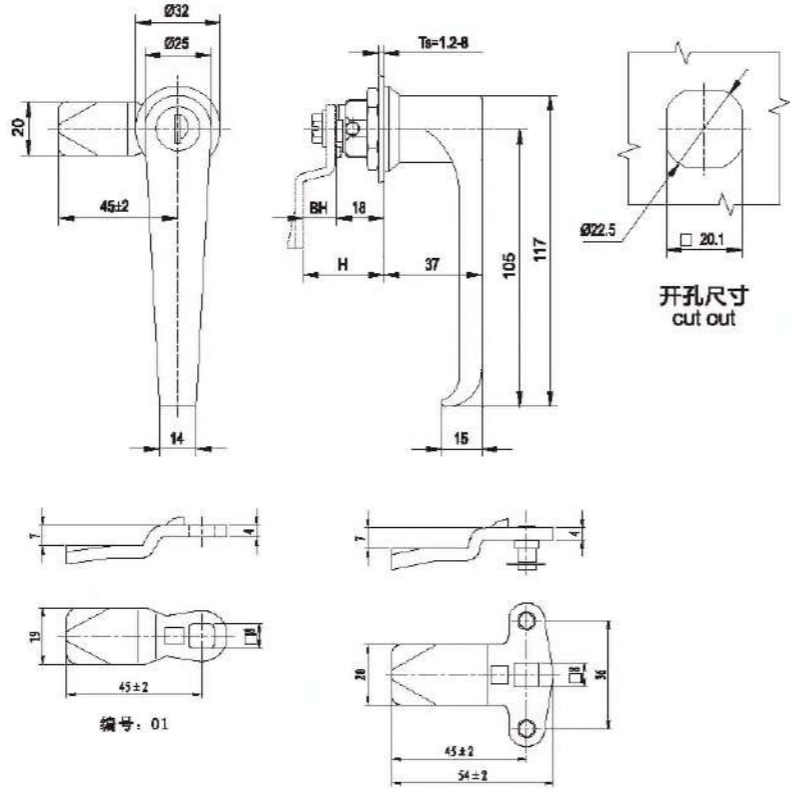
材 料：锌合金锁壳、手柄和螺母，碳钢锁芯。
表面处理：镀铬和喷无光黑，配件镀蓝白锌。
结构说明：90°旋转实现开启或锁闭。
Material: zinc alloy housing, handle and nut.
Finish: Bright Chrome plated, zinc plated parts.
Remark: 90° rotation.



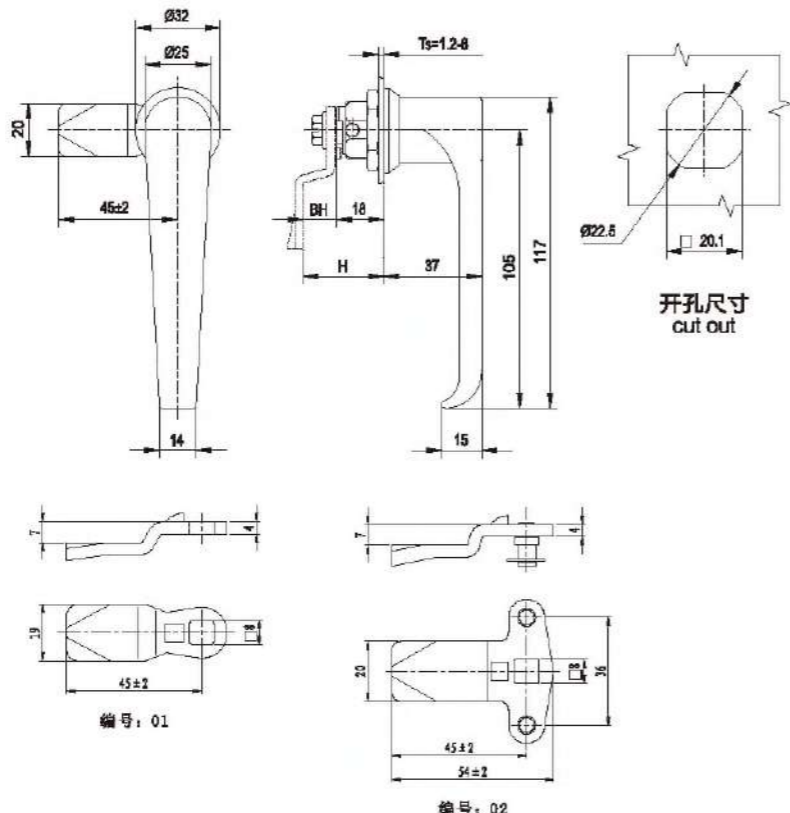
 MS3000-1 033	 MS3000-2 033	 MS3001-1 034	 MS3004-1 034	 MS3006-1 035
 MS3007-1 035	 MS3005-1 036	 MS3009-1 036	 MS3010-1 037	 MS3011-1 037
 MS3020-1 038	 MS3020-2 038	 MS3030-1 039	 MS3030-2 039	 MS3031-1 040
 MS3031-2 040	 MS3032-1 041	 MS3032-2 041	 MS3034-1 042	 MS3034-2 042
 MS3038-1 043	 MS3038-2 043	 MS3040-1 044	 MS3044-1 044	

RL IP 65

MS3000-1



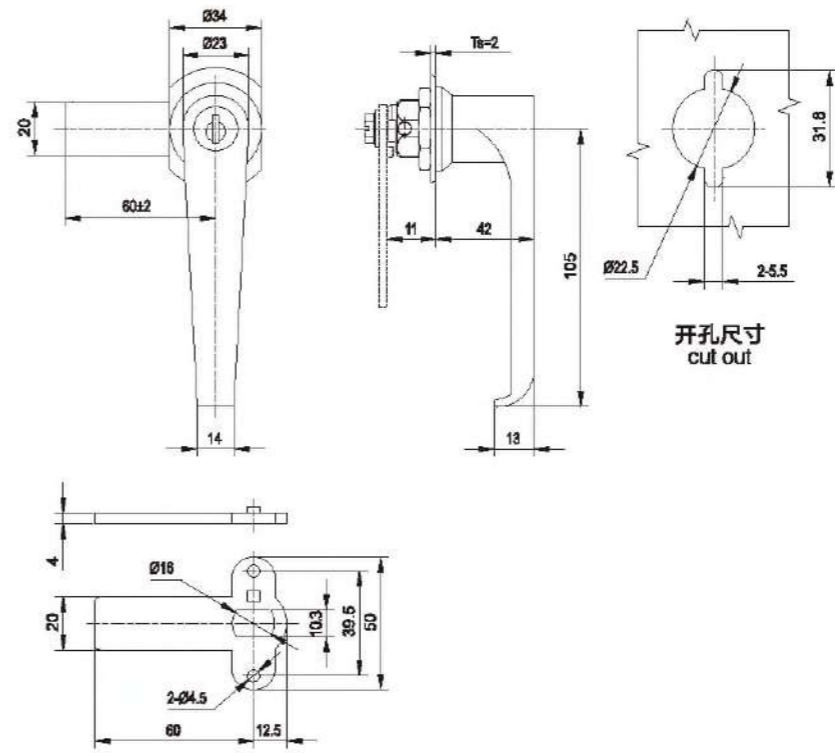
MS3000-2



材 料: 锌合金基座、手柄和锁芯, 碳钢锁栓。
 表面处理: 喷无光黑和镀亮铬, 配件镀蓝白锌。
 结构说明: 90°旋转实现开启或锁闭。
 备注: 默认钥匙YS06(K333), 可选YS29 (1333)。
 Material: zinc alloy base, handle and cylinder, steel cam and nut.
 Finish: Bright Chrome plated or black coated, zinc plated parts.
 Structure: 90 degree rotation.
 Remark: Default key YS06(K333) or YS29 (1333).

R IP 54

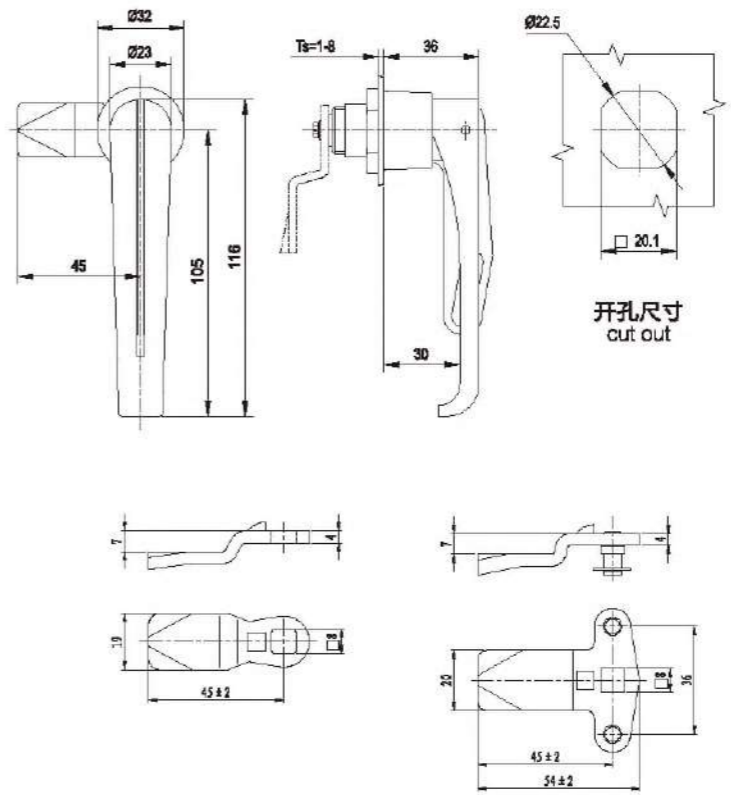
MS3001-1



材 料: 锌合金锁壳、锁芯和螺母; 碳钢配件。
 表面处理: 镀铬; 配件镀锌。
 结构说明: 90°旋转实现开启或锁闭。
 Material: Zinc alloy housing, cylinder and nut. M.S. parts.
 Finish: Chrome plated, zinc plated parts.
 Structure: 90° rotation.

RL IP 54

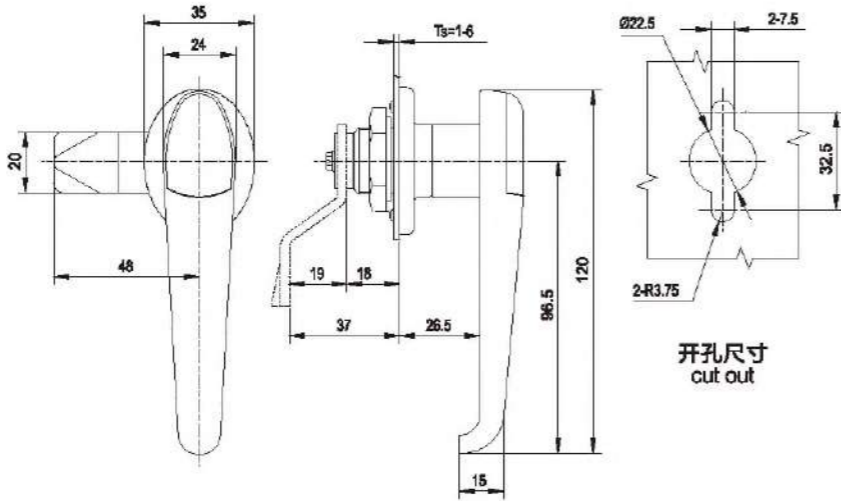
MS3004-1



材 料: 锌合金基座、手柄, 碳钢锁栓, 不锈钢锁板。
 表面处理: 喷无光黑、砂纹黑, 配件镀蓝白锌。
 结构说明: 90°旋转实现开启或锁闭。
 Material: zinc alloy base and handle; steel cam and nut, stainless steel pad lock parts.
 Finish: Black coated, zinc plated parts.
 Remark: 90 degree rotation.

RL IP 54

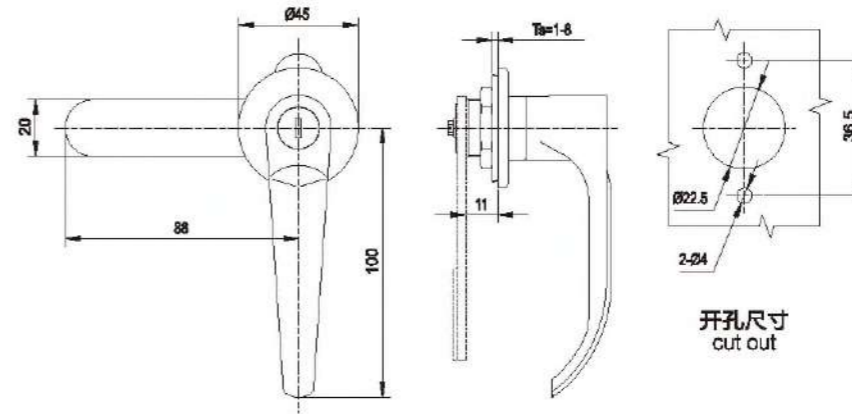
MS3006-1



开孔尺寸
cut out

RL

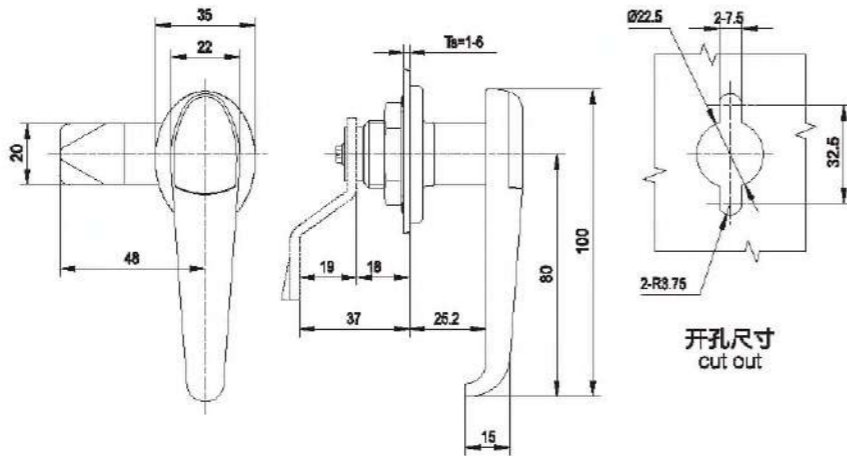
MS3005-1



开孔尺寸
cut out

材 料：锌合金底座、手柄和锁芯，碳钢衬柱。
表面处理：镀铬，配件镀蓝白锌。
结构说明：90°旋转实现开启或锁闭。
备 注：默认钥匙YS03 (0200)。
Material: zinc alloy base, handle and cylinder, steel cam and nut.
Finish: Bright Chrome plated or black coated, zinc plated parts.
Structure: 90 degree rotation.
Remark: Default key YS03(0200).

MS3007-1



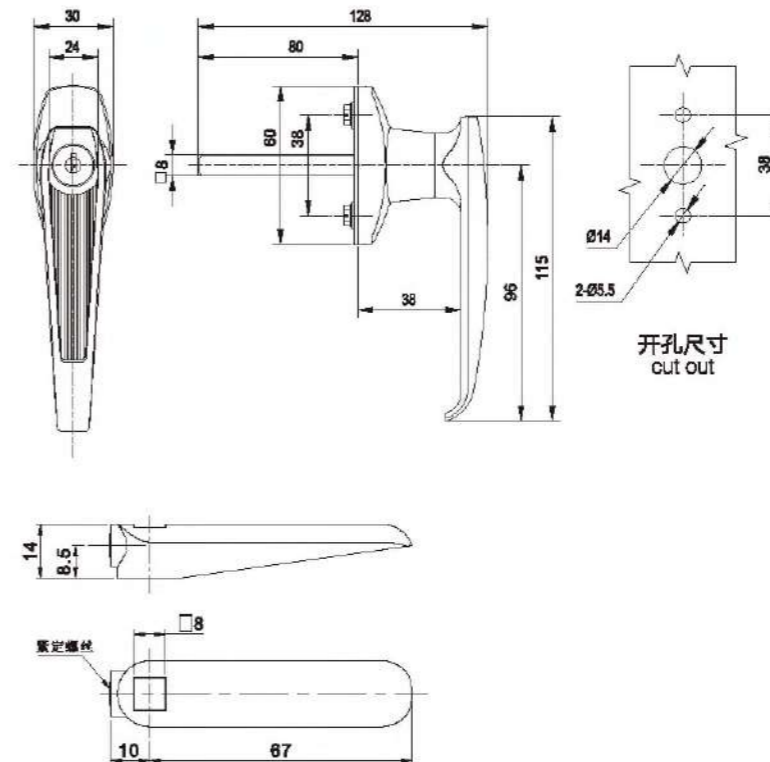
开孔尺寸
cut out

RL

MS3009-1



MS3009-2



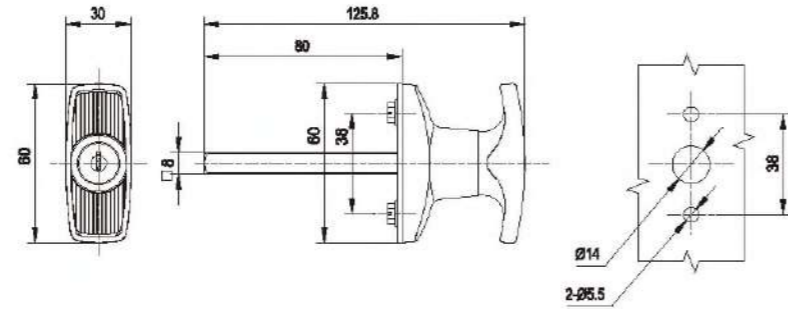
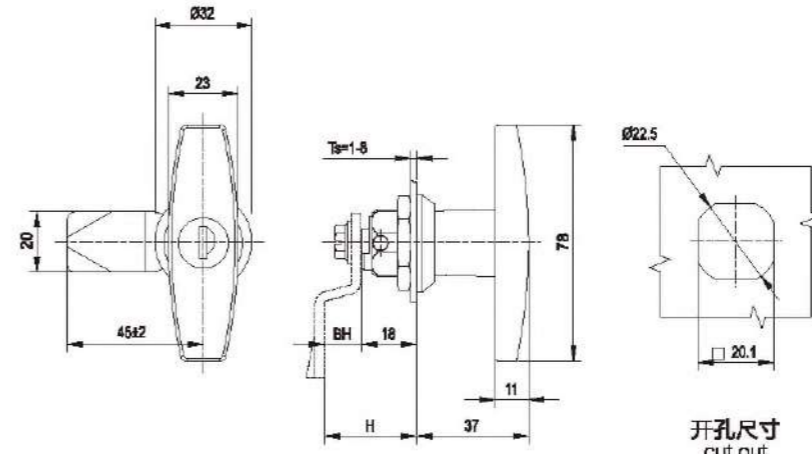
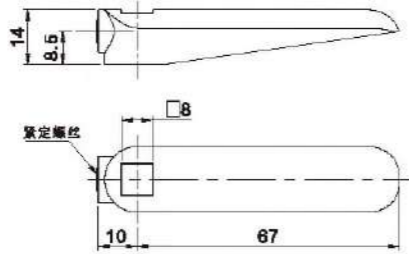
开孔尺寸
cut out

材 料：锌合金底座、手柄、锁芯和衬片；碳钢配件。
表面处理：镀铬；配件镀锌。
结构说明：90°旋转实现开启或锁闭。
备 注：默认钥匙YS26(92268)。
Material: Zinc alloy housing, cylinder, and cam. M.S. parts.
Finish: Bright Chrome plated, zinc plated parts.
Structure: 90° rotation.
Remark: Default key YS26(92268).

材 料：锌合金底座、手柄和锁芯，碳钢衬柱。
表面处理：镀铬，配件镀蓝白锌。
结构说明：90°旋转实现开启或锁闭。
备 注：默认钥匙YS03 (0200)。
Material: zinc alloy base, handle and cylinder, steel cam and nut.
Finish: Bright Chrome plated, zinc plated parts.
Structure: 90 degree rotation.
Remark: Default key YS03(0200).

RL**MS3010-1****MS3010-2**

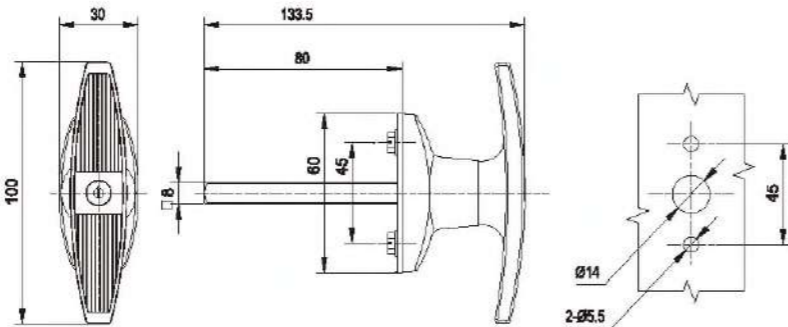
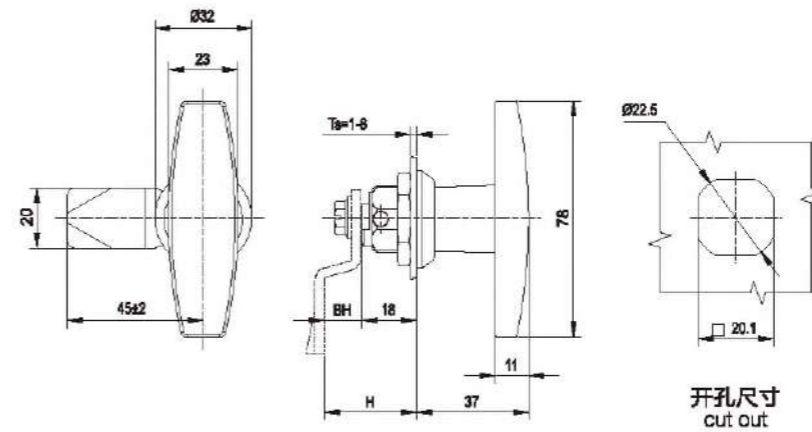
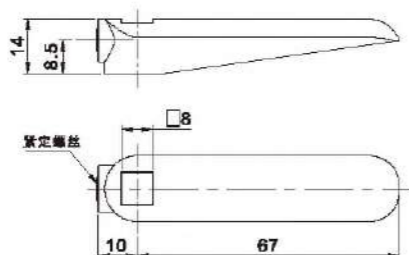
材 料：锌合金锁座、手柄、锁芯和锁片；碳钢配件。
 表面处理：镀铬；配件镀锌。
 结构说明：90°旋转实现开启或锁闭。
 备 注：默认钥匙YS26(92268)。
 Material: Zinc alloy housing, cylinder, and cam. M.S. parts.
 Finish: Bright Chrome plated, zinc plated parts.
 Structure: 90° rotation.
 Remark: Default key YS26(92268).

开孔尺寸
cut out开孔尺寸
cut out**RL****IP 65****MS3020-1****MS3020-2**

材 料：锌合金底座、手柄和锁芯，碳钢螺栓。
 表面处理：喷无光黑和镀铬，配件镀蓝白锌。
 结构说明：90°旋转实现开启或锁闭。
 备 注：默认钥匙YS06(K333), 可选YS29 (1333)。
 Material: zinc alloy base, handle and cylinder, steel cam and nut.
 Finish: Bright Chrome plated or black coated, zinc plated parts.
 Structure: 90 degree rotation.
 Remark: Default key YS06(K333) or YS29 (1333).

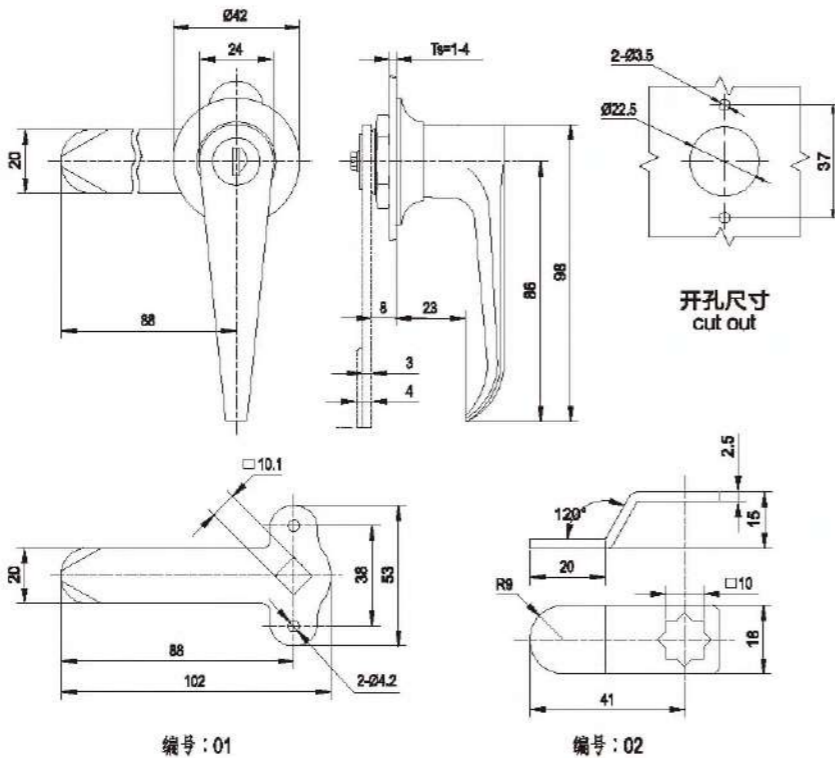
RL**MS3011-1****MS3011-2**

材 料：锌合金锁座、手柄、锁芯和锁片；碳钢配件。
 表面处理：镀铬；配件镀锌。
 结构说明：90°旋转实现开启或锁闭。
 备 注：默认钥匙YS26(92268)。
 Material: Zinc alloy housing, cylinder, and cam. M.S. parts.
 Finish: Bright Chrome plated, zinc plated parts.
 Structure: 90° rotation.
 Remark: Default key YS26(92268).

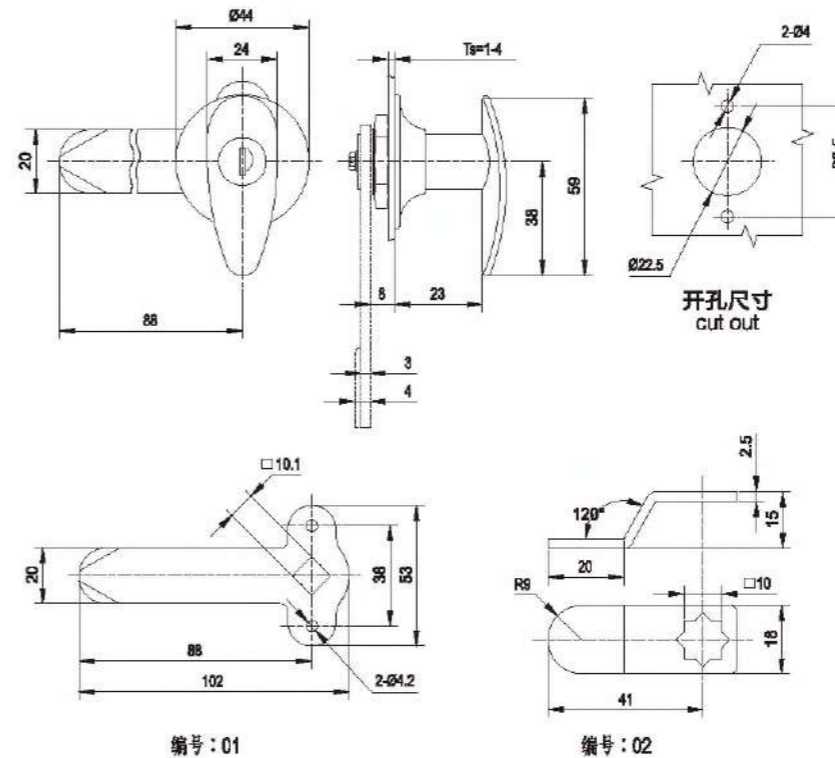
开孔尺寸
cut out开孔尺寸
cut out

RL

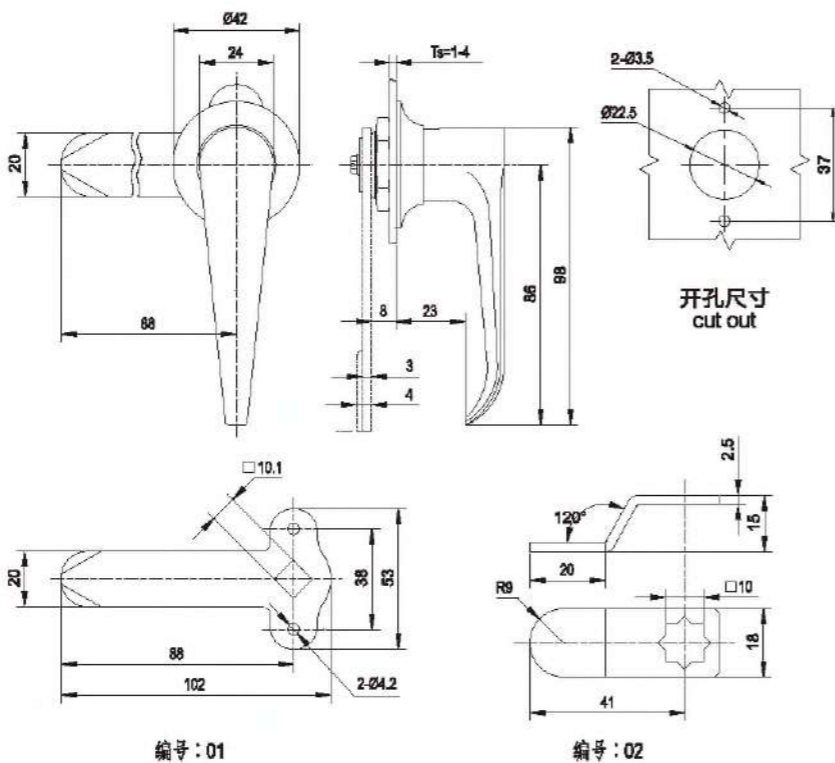
MS3030-1

**RL**

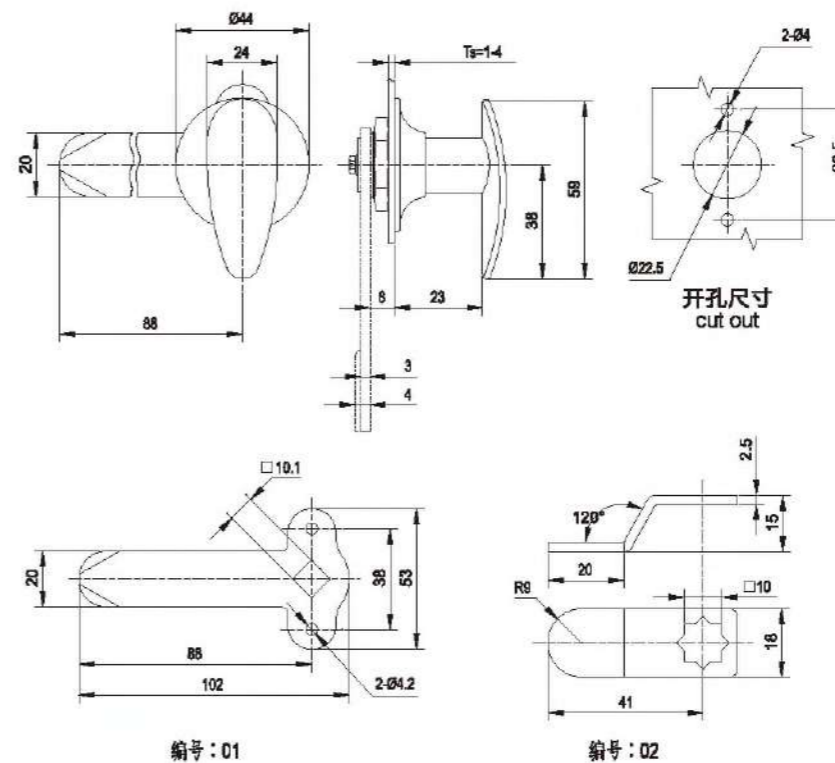
MS3031-1



MS3030-2



MS3031-2

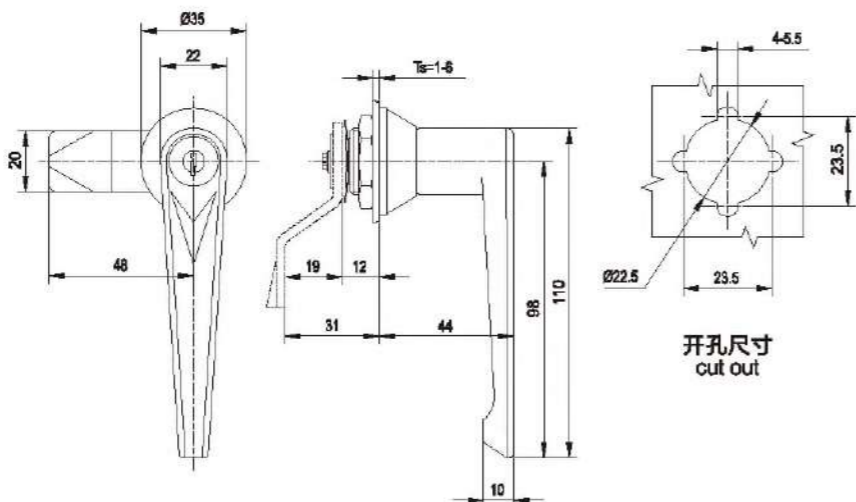


材 料: 锌合金基座、手柄和锁芯, 碳钢锁栓。
表面处理: 镀亮铬, 配件镀蓝白锌。
结构说明: 90°旋转实现开启或锁闭。
备 注: 默认钥匙YS03(0200)。
Material: zinc alloy base, handle and cylinder,
steel cam and nut.
Finish: Bright Chrome plated, zinc plated parts
Structure: 90 degree rotation.
Remark: Default key YS03(0200).

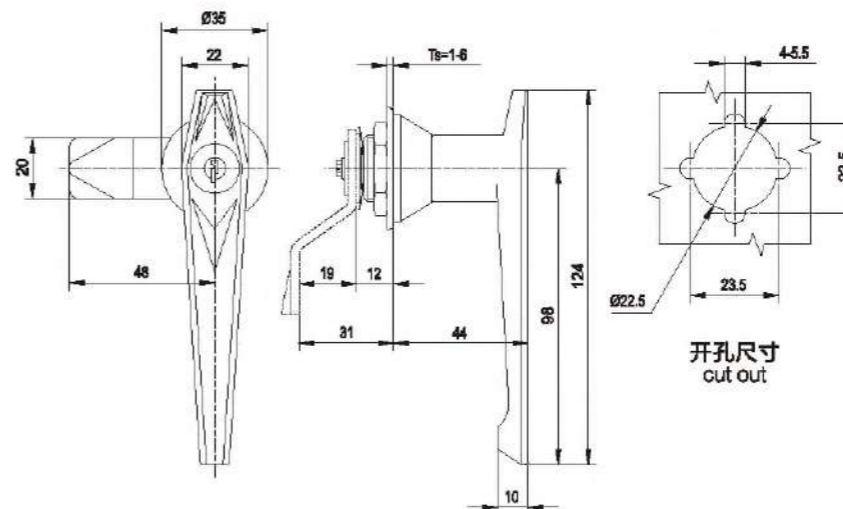
材 料: 锌合金基座、手柄和锁芯, 碳钢锁栓。
表面处理: 镀亮铬, 配件镀蓝白锌。
结构说明: 90°旋转实现开启或锁闭。
备 注: 默认钥匙YS03(0200)。
Material: zinc alloy base, handle and cylinder,
steel cam and nut.
Finish: Bright Chrome plated, zinc plated parts
Structure: 90 degree rotation.
Remark: Default key YS03(0200).

RL

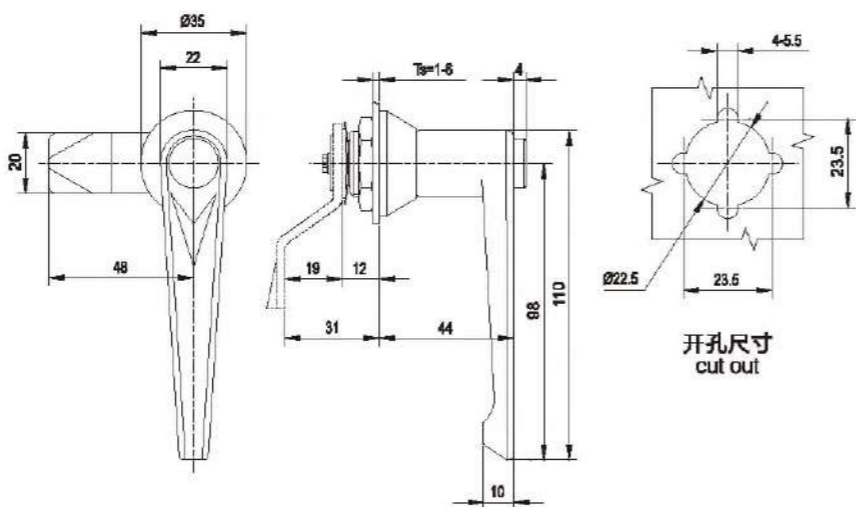
MS3032-1

**RL**

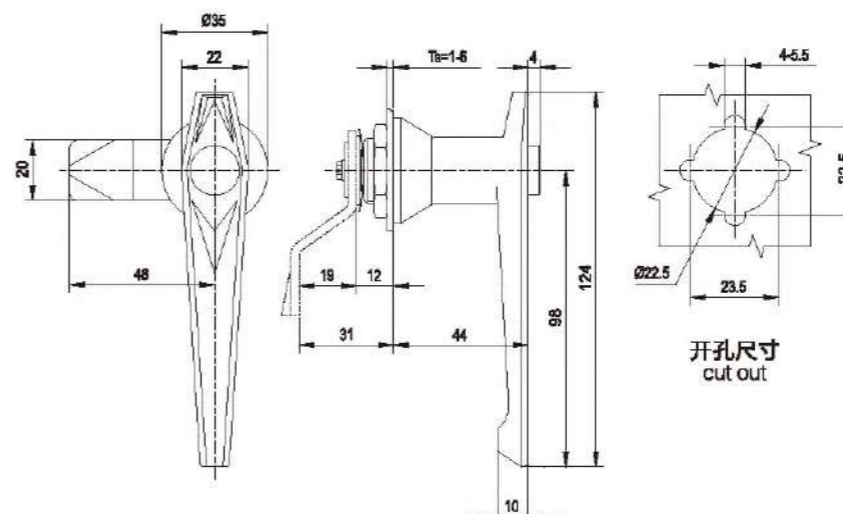
MS3034-1



MS3032-2



MS3034-2



材 料：锌合金底座、手柄和锁芯，碳钢锁栓。
 表面处理：光亮铬，配件镀蓝白锌。
 结构说明：90°旋转实现开启或锁闭。
 备 注：默认钥匙YS14。

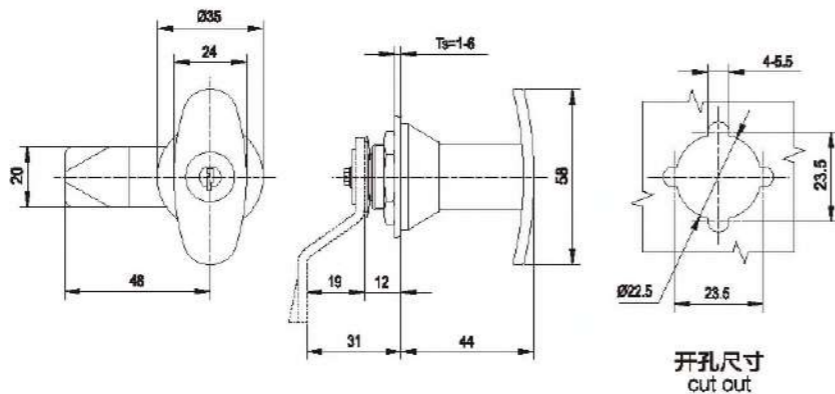
Material: zinc alloy base, handle and cylinder, steel cam and nut.
 Finish: Bright Chrome plated, zinc plated parts
 Structure: 90 degree rotation.
 Remark: Default key YS14.

材 料：锌合金底座、手柄和锁芯，碳钢锁栓。
 表面处理：光亮铬，配件镀蓝白锌。
 结构说明：90°旋转实现开启或锁闭。
 备 注：默认钥匙YS14。

Material: zinc alloy base, handle and cylinder, steel cam and nut.
 Finish: Bright Chrome plated, zinc plated parts.
 Structure: 90 degree rotation.
 Remark: Default key YS14.

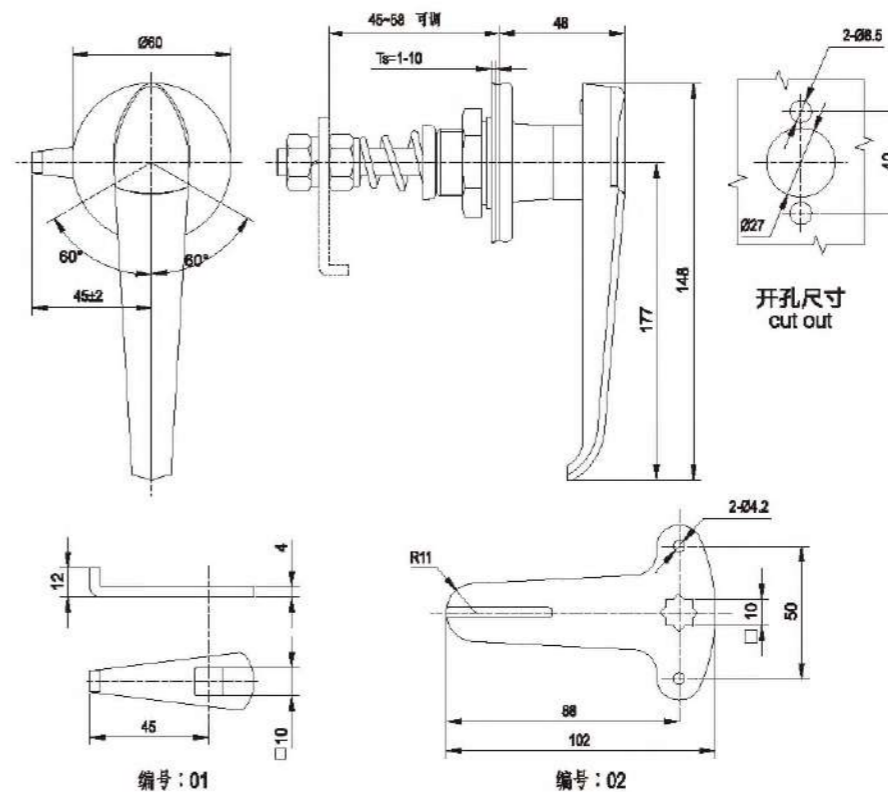
RL

MS3038-1



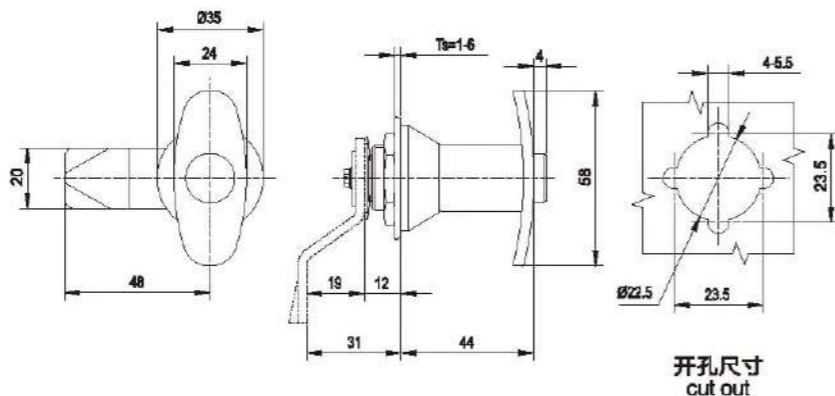
RL IP54

MS3040-1



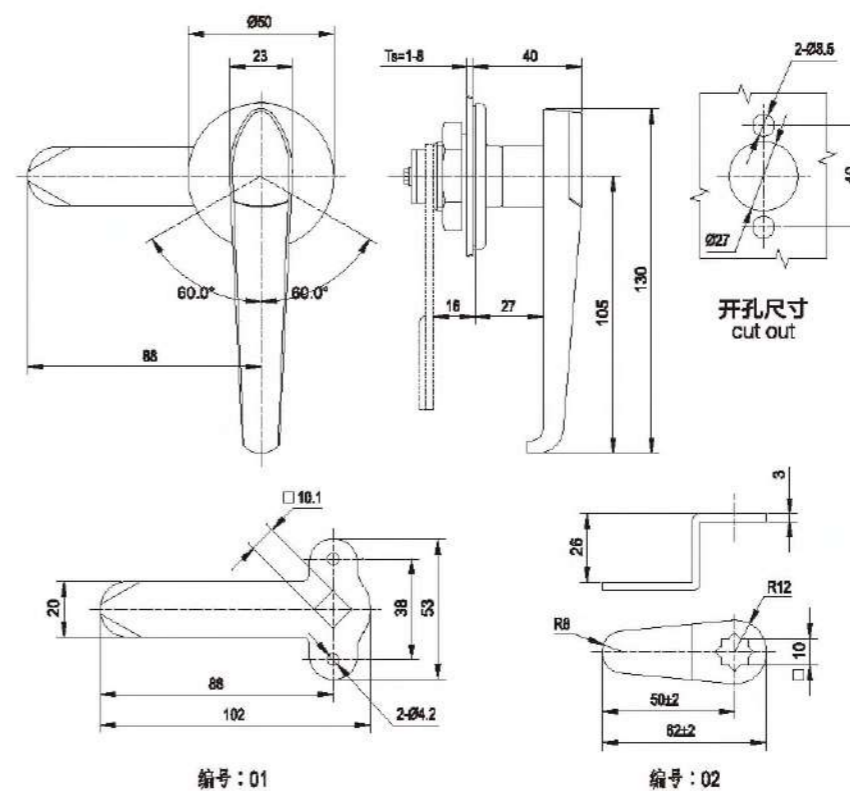
材 料: 锌合金基座、手柄、锁芯和螺母, 碳钢螺栓和螺杆。
 表面处理: 镀亮铬, 配件镀蓝白锌。
 结构说明: 60°旋转实现开启或锁闭。
 备注: 默认钥匙YS03 (0200)。
 Material: zinc alloy base, handle, cylinder and nut; steel cam and shaft.
 Finish: Bright Chrome plated or black coated.
 Structure: 60 degree rotation.
 Remark: Default key YS03(0200).

MS3038-2



RL IP54

MS3044-1



材 料: 锌合金基座、手柄、锁芯和螺母, 碳钢螺栓。
 表面处理: 镀亮铬, 配件镀蓝白锌。
 结构说明: 60°或90°旋转实现开启或锁闭。
 备注: 默认钥匙YS03 (0200)。
 Material: zinc alloy base, handle, cylinder and nut; steel cam and shaft.
 Finish: Bright Chrome plated or black coated.
 Structure: 60 or 90 degree rotation.
 Remark: Default key YS03(0200).

材 料: 锌合金基座、手柄和锁芯, 碳钢螺栓。
 表面处理: 镀亮铬, 配件镀蓝白锌。
 结构说明: 90°度旋转实现开启或锁闭。
 备注: 默认钥匙YS14。
 Material: zinc alloy base, handle and cylinder, steel cam and nut.
 Finish: Bright Chrome plated . zinc plated parts
 Structure: 90 degree rotation.
 Remark: Default key YS14.

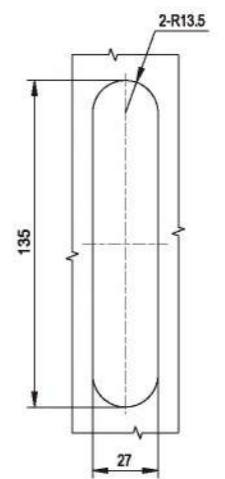
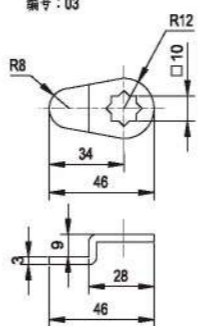
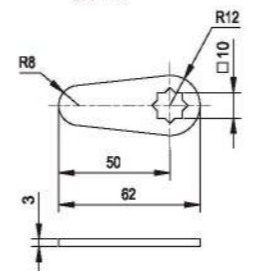
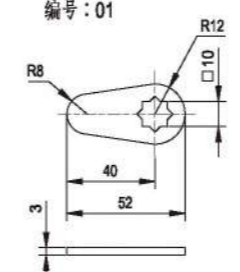
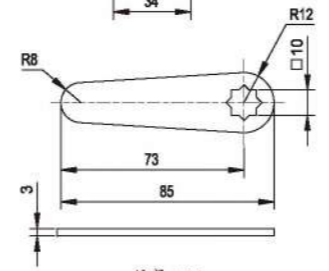
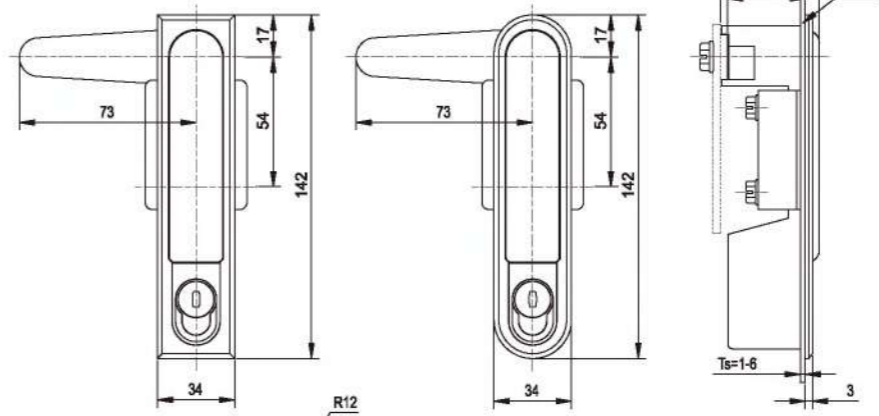
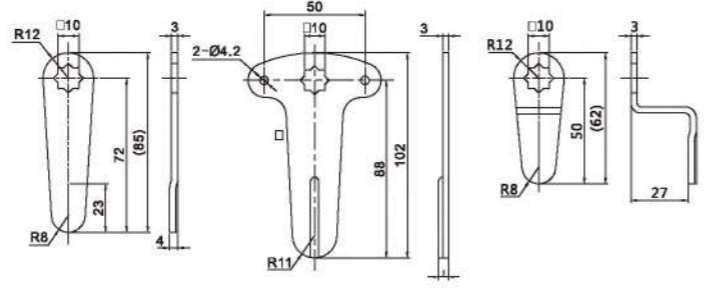
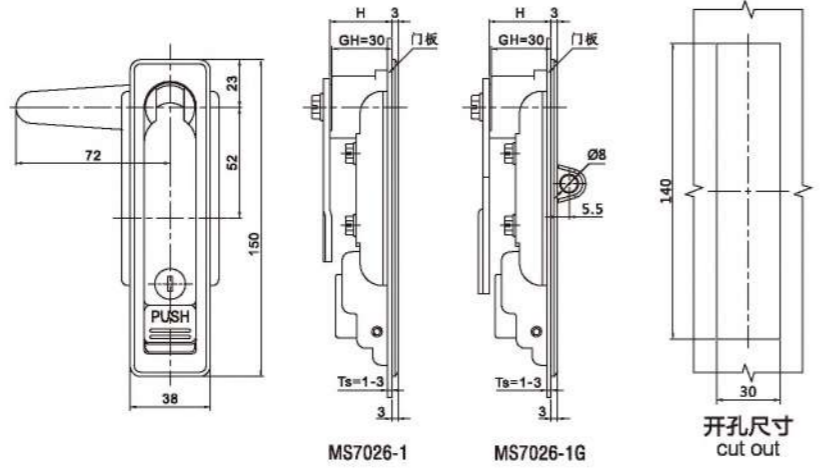
 MS7000-1 047	 MS7000-2 047	 MS7002-1 048	 MS7002-2 048	 MS7004-1 049
 MS7004-2 049	 MS7006-1 050	 MS7006-2 050	 MS7010-1 051	 MS7012-1 051
 MS7014-1 051	 MS7010-2 052	 MS7012-2 052	 MS7014-2 052	 MS7012-1A 053
 MS7014-1A 053	 MS7016-1 054	 MS7017-1 054	 MS7020-1 055	 MS7022-1 055
 MS7024-1 056	 MS7024-2 056	 MS7026-1/1G 057	 MS7030-1 057	 MS7036-1 058
 MS7038-1 058	 MS7039-1/1G 059	 MS7042-1 060	 MS7044-1 060	 MS7056-1 061

 MS7056-2 061	 MS7058-1 062	 MS7058-2 062	 MS7060-1 063	 MS7062-1 063
 MS1064-2 064	 MS7064-2D 064	 MS7064-3 065	 MS7066-1 065	 MS7070-1 066
 MS7070-1D 066	 MS7072-2 067	 MS7073-1 067	 MS7073-2 068	 MS7074-2 068
 MS7078-1 069	 MS7078-2 069	 MS7080-1 070	 MS7100-1 071	 MS7102-1 071
 MS7200-1 072	 MS7800-1 072			

MS7026-1



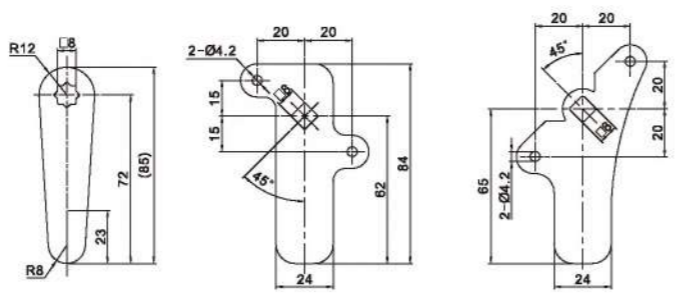
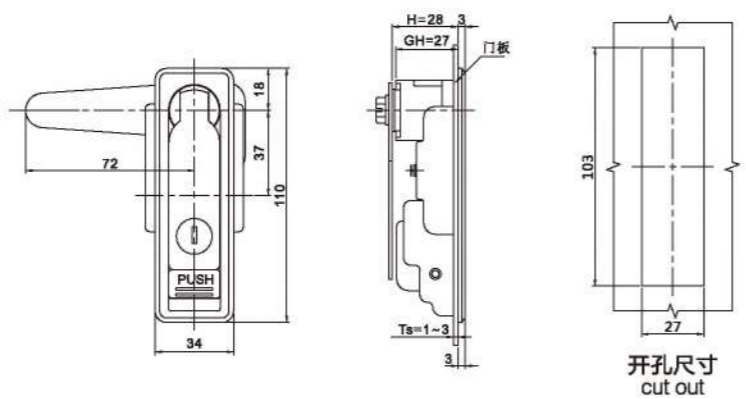
MS7026-1G



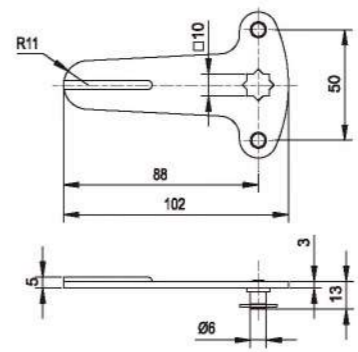
MS7036-1



MS7030-1



MS7038-1

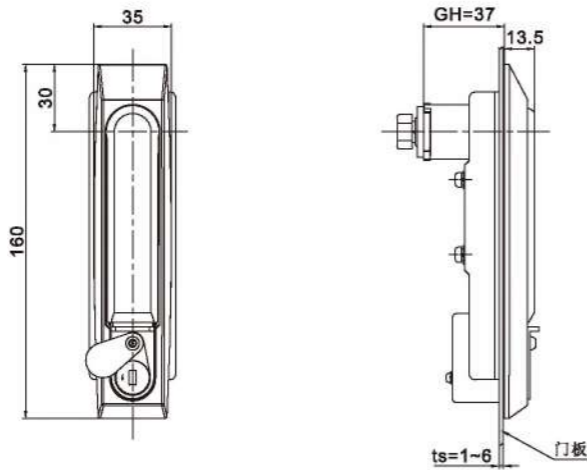


材 料：铝合金基座、锌合金手柄、按钮和锁芯，碳钢螺栓和压板。
 表面处理：喷无光黑，配件镀蓝白锌。
 结构说明：按下按钮，弹出手柄旋转90°，实现开启或锁闭功能。
 备 注：默认钥匙YS04，可选YS03、YS21。
 Material: Aluminum alloy base; zinc alloy handle, button and cylinder; steel cam and nut.
 Finish: Black coated zinc plated parts.
 Structure: Push the button, and 90° turn the handle to open or lock.
 Remark: Default key YS04; YS03 or YS21 also available..

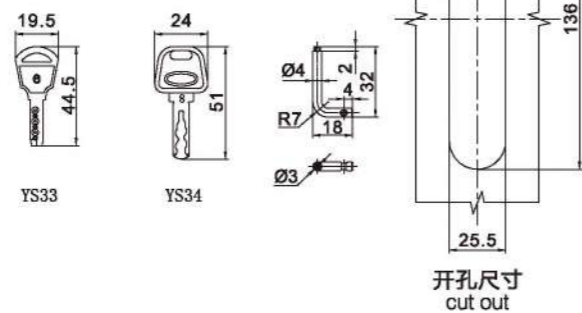
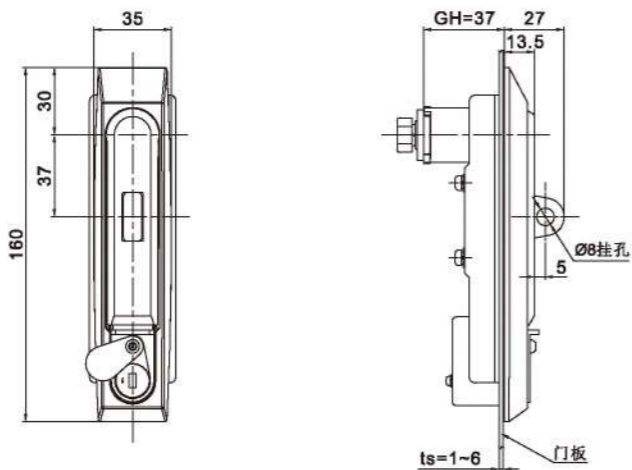
材 料：锌合金基座、手柄、按钮和锁芯，碳钢螺栓和压板。
 表面处理：电镀亚光，配件镀蓝白锌。
 结构说明：按下按钮，弹出手柄旋转90°，实现开启或锁闭功能。
 备 注：默认钥匙YS03 (0200) 可选YS04、YS28、YS39、YS40。
 Material: zinc alloy base, handle, button and cylinder; steel cam and nut.
 Finish: Bright Chrome plated or black coated zinc alloy parts.
 Structure: Push the button, and 90° turn the handle to open or lock.
 Remark: Default key YS03(0200) YS04、YS28、YS39、YS40.

RL IP 65

MS7039-1



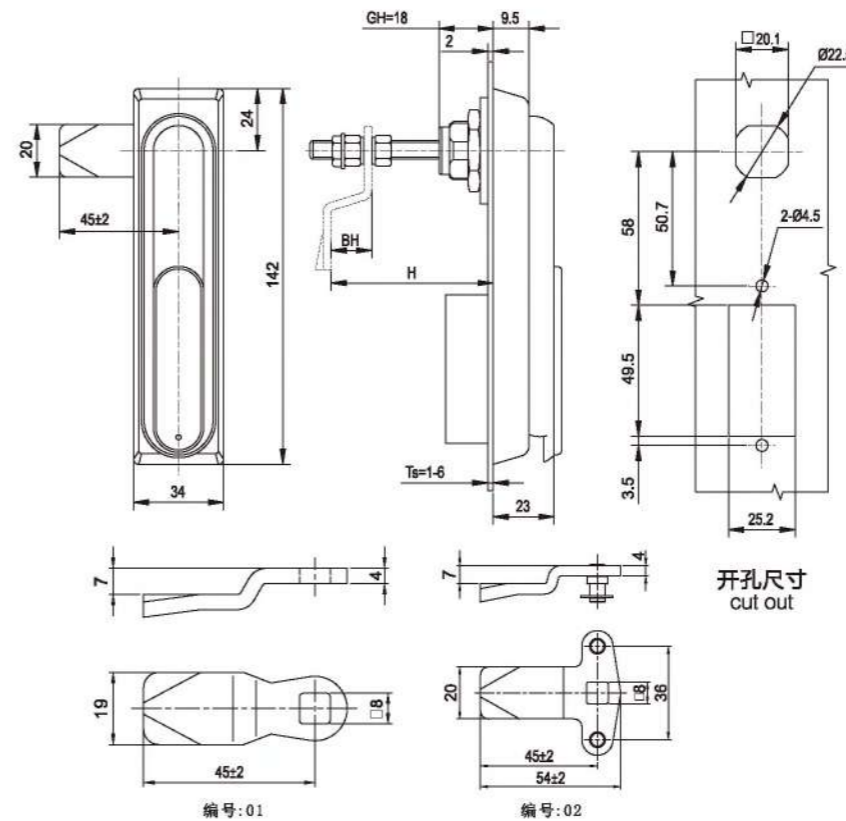
MS7039-1G



材料：锌合金基座、手柄、转轴和锁芯组件，不锈钢压板及配件。
 表面处理：喷无光黑；配件研磨处理。
 结构说明：插入钥匙并旋转90°实现开启或锁闭，带挂锁装置。
 备注：默认钥匙YS33,可选YS34。
 Material: Zinc alloy base and handle; M.S. zinc plated parts.
 Finish: Nickel chrome plated or bright chrome plated., zinc plated parts.
 Structure: Pull up the handle and 90° swing the handle to open or lock.

RL IP 65

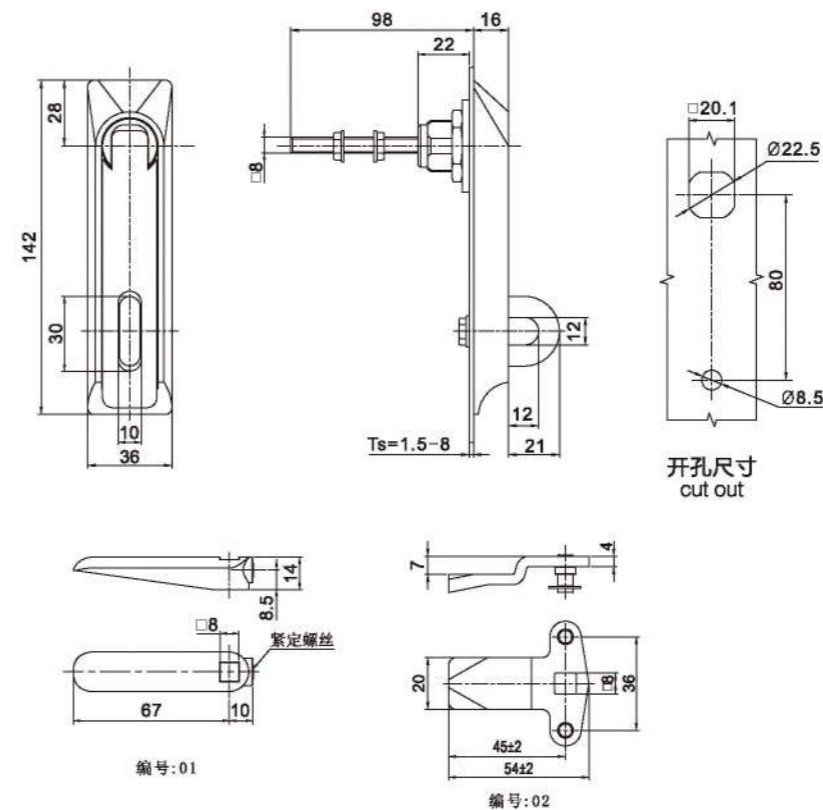
MS7042-1



材料：304不锈钢锁体和配件
 表面处理：锁体拉丝，配件研磨处理。
 结构说明：滑开防尘盖，挑起手柄旋转90°，实现开启或锁闭功能。
 备注：默认钥匙YS26(92268)、可选YS29(1333)。
 Material: 304 stainless steel for all.
 Finish: Brushed.
 Structure: Pull up the handle and 90° swing the handle to open or lock.
 Remark: Default key YS26(92268).

RL IP 54

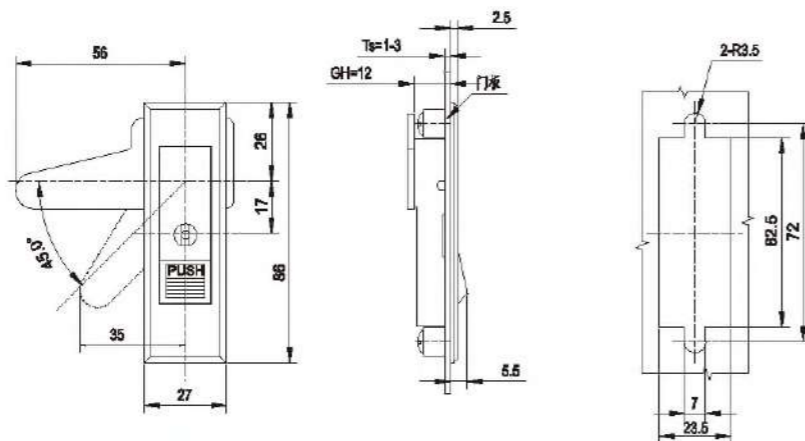
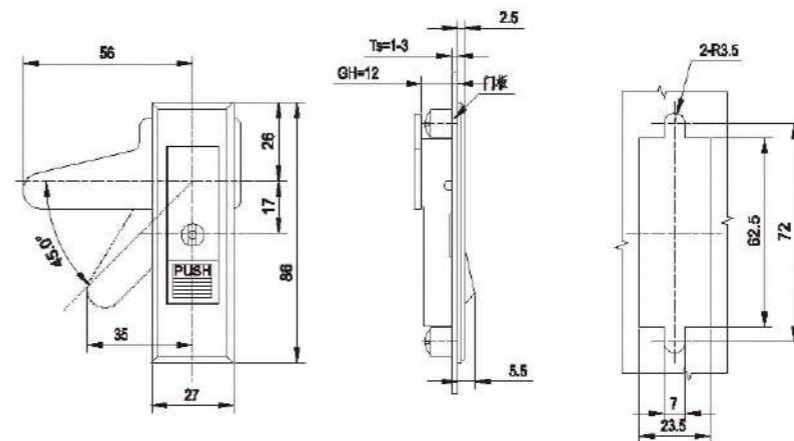
MS7044-1



材料：锌合金基座和手柄；碳钢转轴和配件。
 表面处理：磨砂或镀铬；配件镀蓝白锌。
 结构说明：挑起手柄选择90°实现开启或锁闭，带挂锁装置。
 Material: Zinc alloy base and handle; M.S. zinc plated parts.
 Finish: Nickel chrome plated or bright chrome plated., zinc plated parts.
 Structure: Pull up the handle and 90° swing the handle to open or lock.

RL**RL**

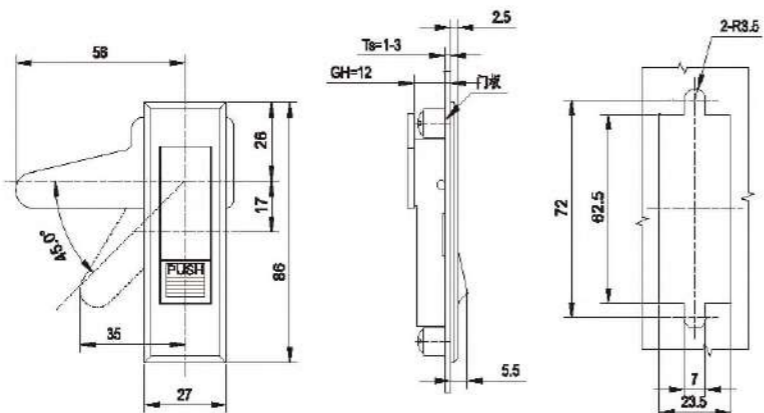
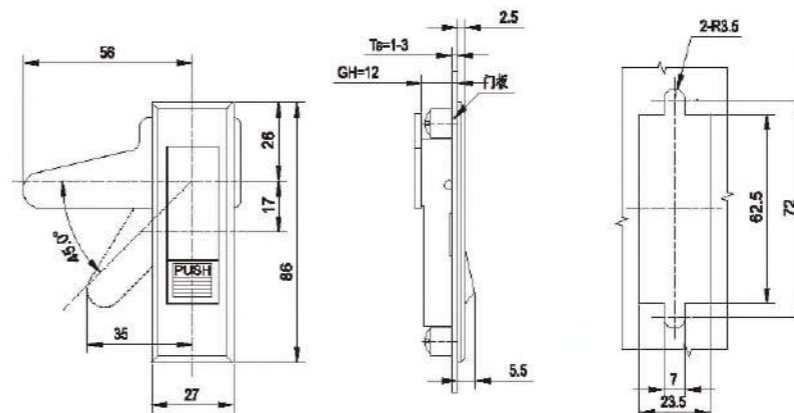
MS7056-1

开孔尺寸
cut out开孔尺寸
cut out

MS7058-1



MS7056-2

开孔尺寸
cut out开孔尺寸
cut out

MS7058-2



材 料：锌合金基座、手柄、按钮和压板，碳钢钢栓。
表面处理：喷砂镀铬，配件镀蓝白锌。
结构说明：按下按钮，弹出手柄开锁，按下手柄锁闭。
备 注：默认钥匙YS01。

Material: zinc alloy base, handle, button and plate steel cam.
Finish: Sand Chrome plated, zinc plated parts.
Structure: Push the button to open, push the handle to lock.
Remark: Default key YS01.

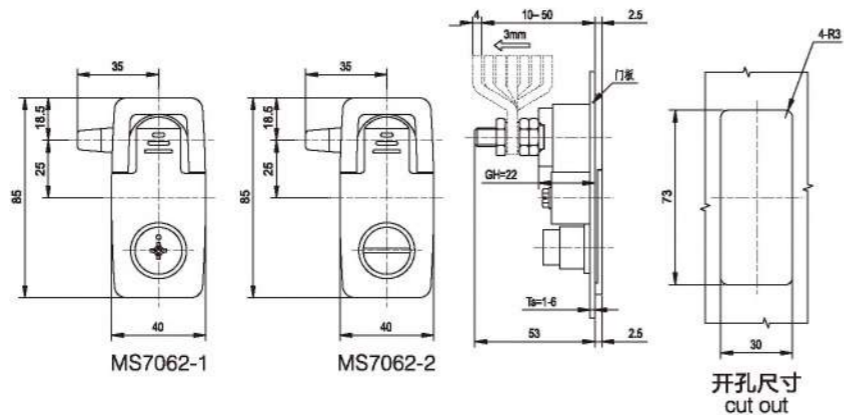
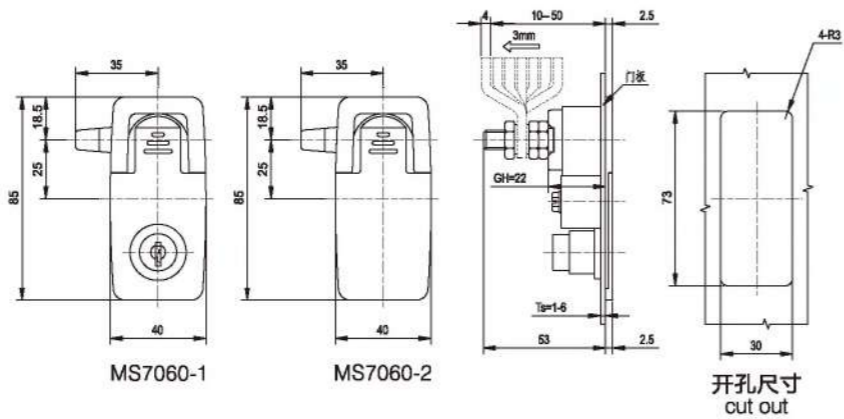
材 料：锌合金基座、手柄、碳钢钢栓和压板。
表面处理：喷砂镀铬，配件镀蓝白锌。
结构说明：按下按钮，弹出手柄开锁，按下手柄锁闭。
备 注：默认钥匙YS01。

Material: zinc alloy base, handle, button and plate steel cam.
Finish: Sand Chrome plated, zinc plated parts.
Structure: Push the button to open, push the handle to lock.
Remark: Default key YS01.

MS7060-1



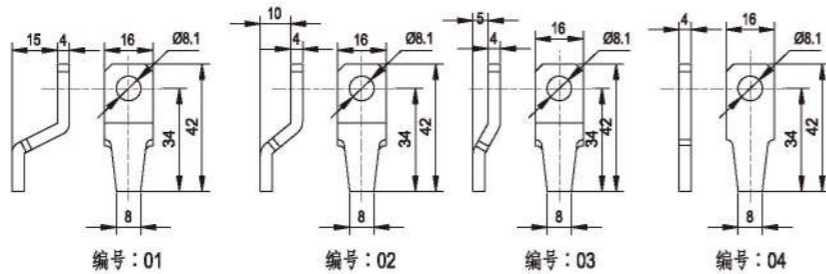
MS7060-2



MS7062-1

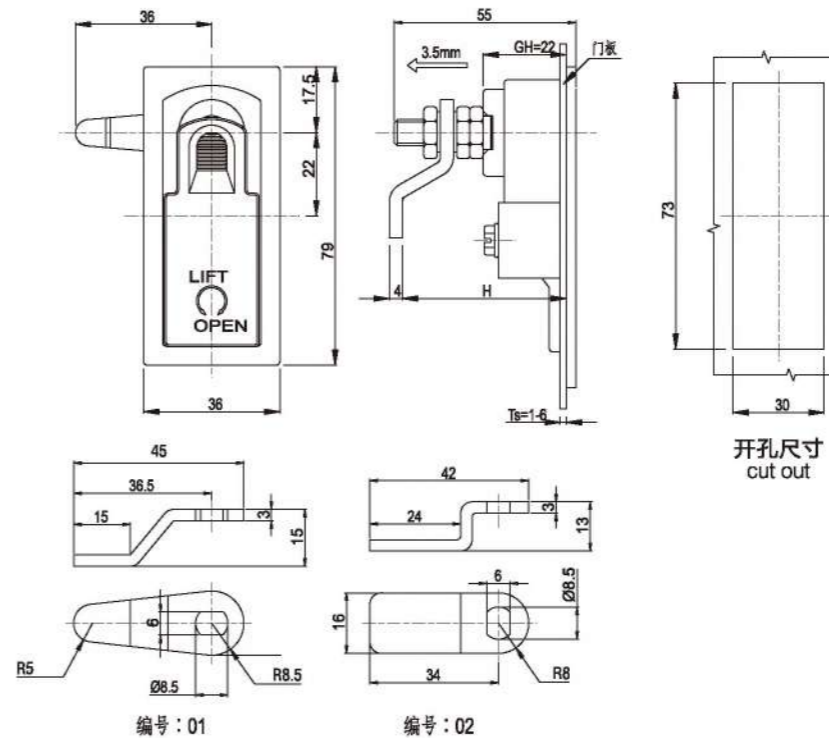


MS7062-2

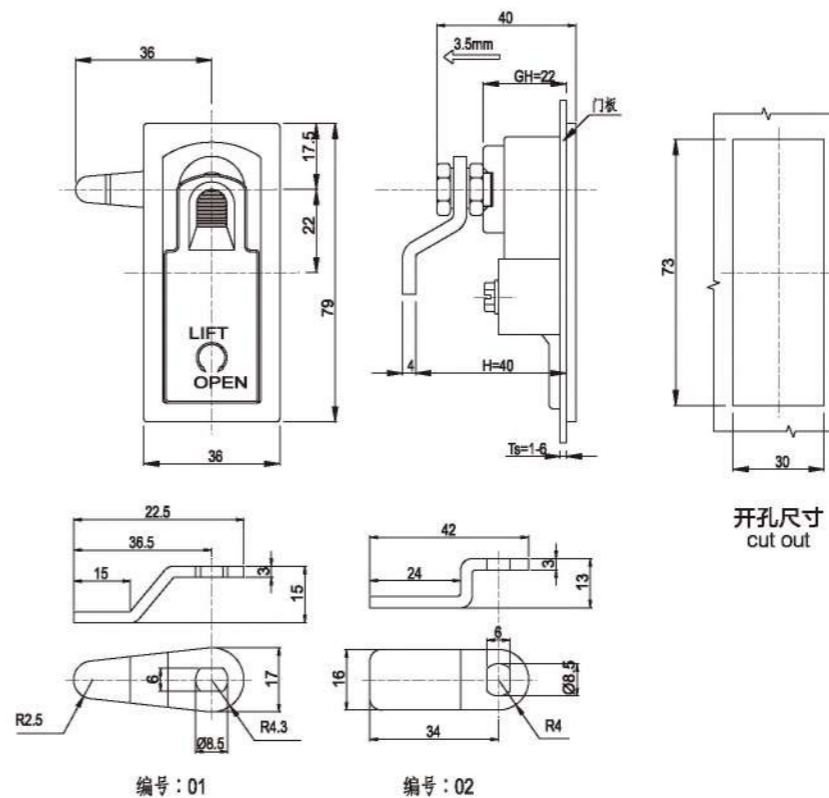


材 料：锌合金基座、手柄和锁芯，碳钢结构和压板。
 表面处理：喷无光黑，配件镀蓝白锌。
 结构说明：挑起手柄旋转90°，实现开启或锁闭功能。
 备 注：默认钥匙YS07(CH751)、十字螺丝刀、一字螺丝刀。
 Material: zinc alloy housing, handle and cylinder, steel cam and plate.
 Finish: Black coated, zinc plated parts.
 Structure: Pull up the handle and 90° turn to open or lock.
 Remark: Default key YS07(CH751), Default key cross-crewdriver.

MS7064-2



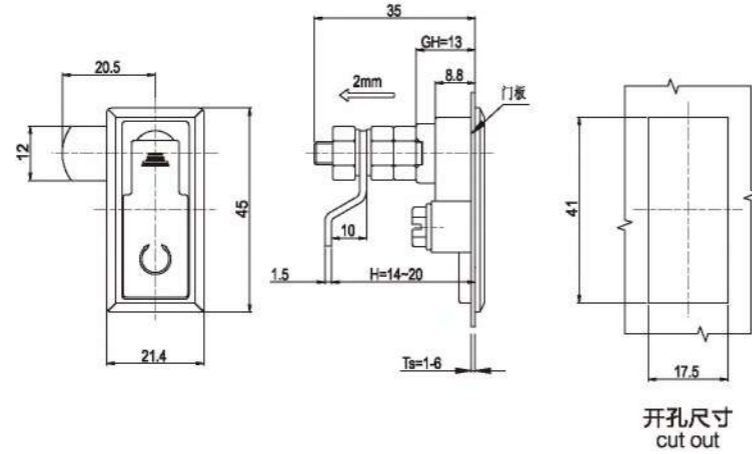
MS7064-2D



材 料：锌合金基座和手柄，碳钢结构和压板。
 表面处理：喷无光黑或镀亮铬配件镀蓝白锌。
 结构说明：挑起手柄旋转90°，实现开启或锁闭功能。
 Material: zinc alloy housing and handle, steel cam and plate.
 Finish: Black coated, zinc plated parts.
 Structure: Pull up the handle and 90° turn to open or lock.



MS7064-3



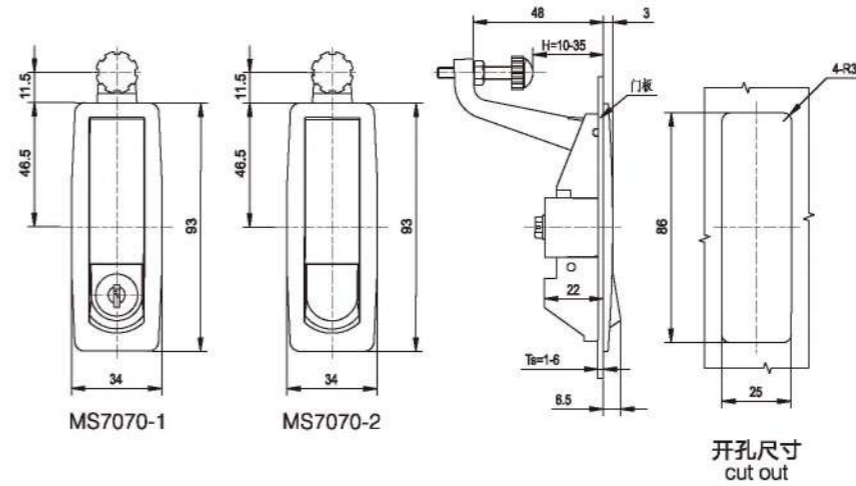
开孔尺寸
cut out

材 料：锌合金基座和手柄，碳钢钢栓和压板。
 表面处理：喷无光黑，配件镀蓝白锌。
 结构说明：挑起手柄旋转90°，实现开启或锁闭功能。
 Material: zinc alloy housing and handle, steel cam and plate.
 Finish: Black coated, zinc plated parts.
 Structure: Pull up the handle and 90° turn to open and lock.



MS7070-1

MS7070-2



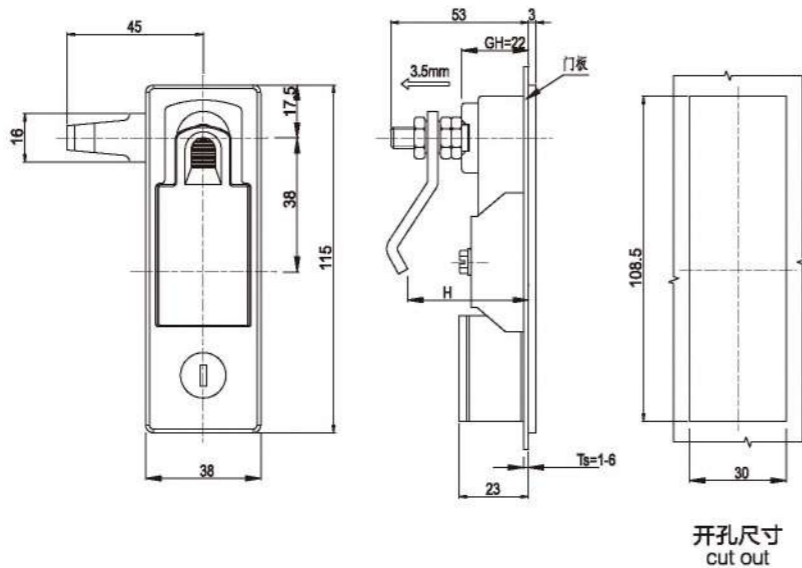
开孔尺寸
cut out



材 料：锌合金基座、手柄、按钮和锁芯，碳钢压板。
 表面处理：喷无光黑和镀亮铬，配件镀蓝白锌。
 结构说明：按下按钮，弹出手柄开锁，按下手柄锁闭。
 备 注：默认钥匙YS06(K333)，可选YS07(CH751)、十字螺丝刀。
 Material: Zinc alloy base, handle, button and cylinder, steel cam and plate.
 Finish: Bright Chrome plated or black coated, zinc plated parts.
 Structure: Push the button and swing the handle to open or lock.
 Remark: Default key YS06(K333), YS07(CH751) also available, cross-crowdriver.



MS7066-1



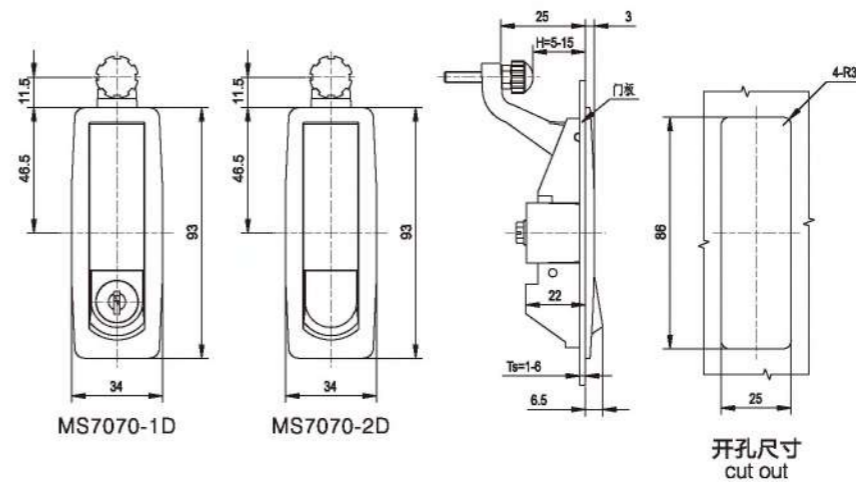
开孔尺寸
cut out

材 料：锌合金基座、手柄和锁芯，碳钢钢栓和压板。
 表面处理：基座喷无光黑，手柄镀亮铬，配件镀蓝白锌。
 结构说明：挑起手柄旋转90°，实现开启或锁闭功能。
 备 注：默认钥匙YS03(O200)。
 Material: zinc alloy housing and handle, steel cam and plate.
 Finish: Black coated, zinc plated parts.
 Structure: Pull up the handle and 90° turn to open and lock.
 Remark: Default key YS03 (O200).



MS7070-1D

MS7070-2D



开孔尺寸
cut out

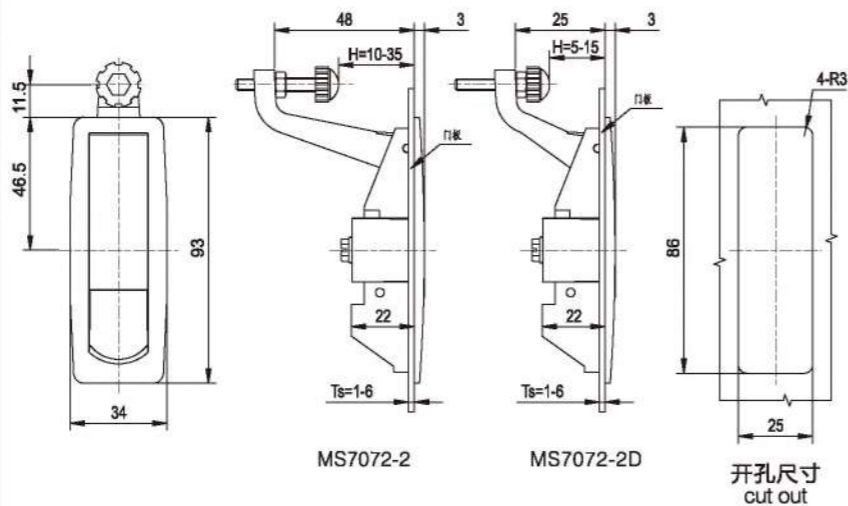


材 料：锌合金基座、手柄、按钮和锁芯，碳钢压板。
 表面处理：喷无光黑和镀亮铬，配件镀蓝白锌。
 结构说明：按下按钮，弹出手柄开锁，按下手柄锁闭。
 备 注：默认钥匙YS06(K333)，可选YS07(CH751)、十字螺丝刀。
 Material: Zinc alloy base, handle, button and cylinder, steel cam and plate.
 Finish: Bright Chrome plated or black coated, zinc plated parts.
 Structure: Push the button and swing the handle to open or lock.
 Remark: Default key YS06(K333), YS07(CH751) also available, cross-crowdriver.



MS7072-2

MS7072-2D



MS7072-2

MS7072-2D

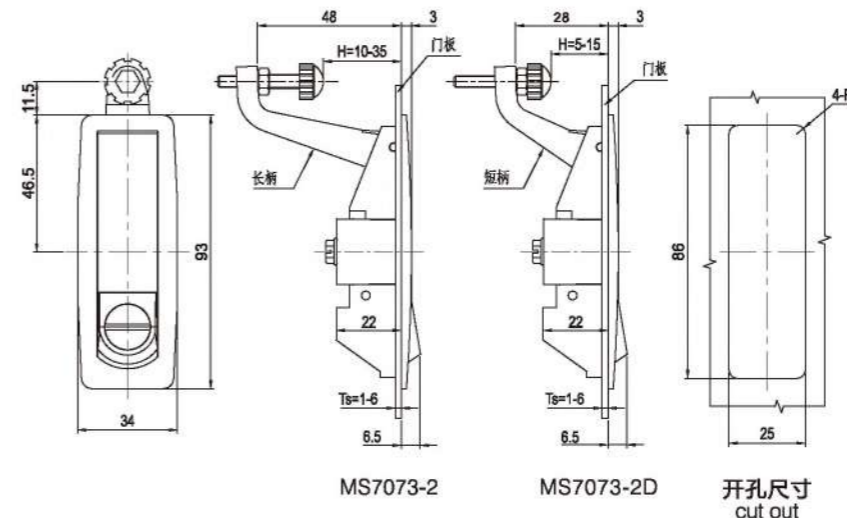
开孔尺寸
cut out

材料: 锌合金基座、手柄、按钮和轴心, 碳钢压板。
表面处理: 喷无光黑和镀亮铬, 配件镀蓝白锌。
结构说明: 按下按钮, 弹出手柄开锁, 按下手柄锁闭。
Material: Zinc alloy base, handle, button and cylinder, steel cam and plate.
Finish: Bright Chrome plated or black coated, zinc plated parts.
Structure: Push the button and swing the handle to open or lock.



MS7073-2

MS7073-2D



MS7073-2

MS7073-2D

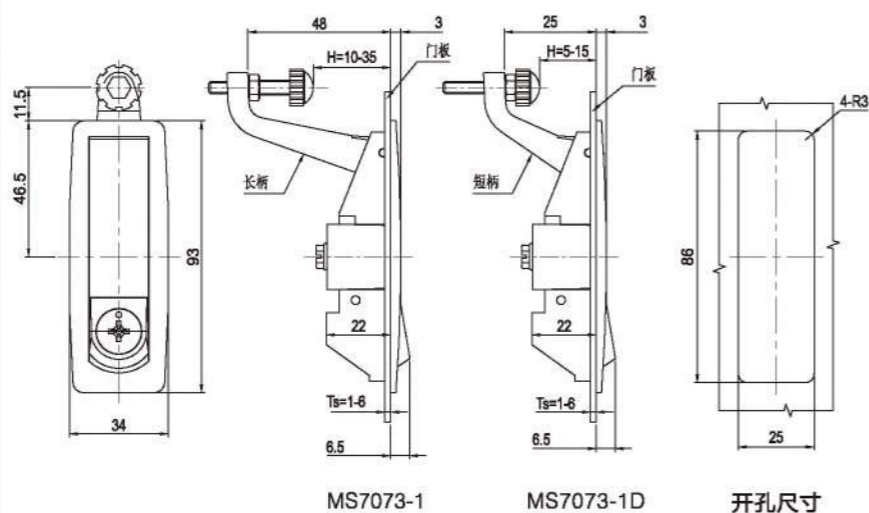
开孔尺寸
cut out

材料: 锌合金基座、手柄、按钮和轴心, 碳钢压板。
表面处理: 喷无光黑和镀亮铬, 配件镀蓝白锌。
结构说明: 按下按钮, 弹出手柄开锁, 按下手柄锁闭。
备注: 默认钥匙(一字螺丝刀)。
Material: Zinc alloy base, handle, button and cylinder, steel cam and plate.
Finish: Bright Chrome plated or black coated, zinc plated parts.
Structure: Push the button and swing the handle to open or lock.
Remark: Default key cross-screwdriver.



MS7073-1

MS7073-1D



MS7073-1

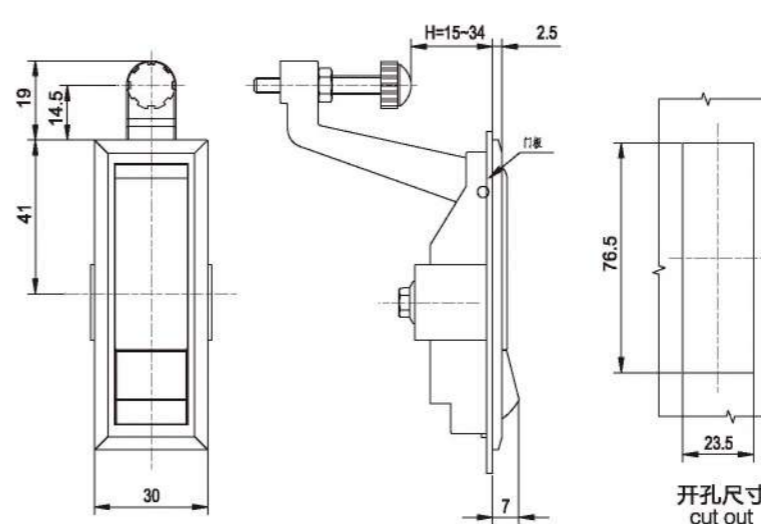
MS7073-1D

开孔尺寸
cut out

材料: 锌合金基座、手柄、按钮和轴心, 碳钢压板。
表面处理: 喷无光黑和镀亮铬, 配件镀蓝白锌。
结构说明: 按下按钮, 弹出手柄开锁, 按下手柄锁闭。
备注: 默认钥匙(十字螺丝刀)。
Material: Zinc alloy base, handle, button and cylinder, steel cam and plate.
Finish: Bright Chrome plated or black coated, zinc plated parts.
Structure: Push the button and swing the handle to open or lock.
Remark: Default key cross-screwdriver.



MS7074-2



开孔尺寸
cut out

材料: 锌合金基座、手柄和按钮, 碳钢压板。
表面处理: 喷砂镀铬或喷砂镀铬, 配件镀蓝白锌。
结构说明: 按下按钮, 弹出手柄开锁, 按下手柄锁闭。
Material: Zinc alloy base, handle and button, steel cam and plate.
Finish: Nickel plated or sand chrome plated, zinc plated parts.
Structure: Push the button and swing the handle to open or lock.

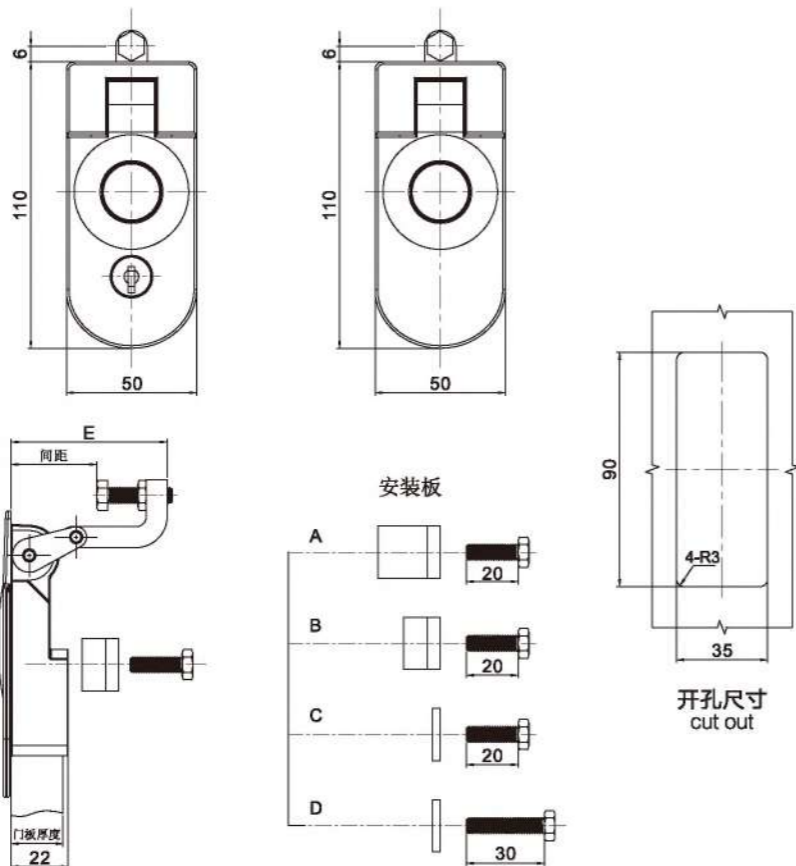
MS7078-1



MS7078-2

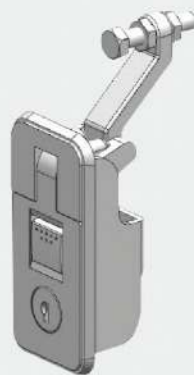


材 料：锌合金基座、手柄、锁芯和按钮；碳钢配件；铜钥匙。
 表面处理：喷无光黑或镀铬，镀锌配件。
 结构说明：钥匙开启，向下按压按钮拉起手柄实现开启。
 备 注：默认钥匙YS07(CH751)
 Material: Zinc alloy base ,handle, cylinder and button; M.S. zinc plated parts. Brass key.
 Finish: Black powder coated or chrome plated lock, zinc plated parts.
 Structure: Using key to turn the cylinder and push the button to open.
 Remark: Default key YS07(CH751).

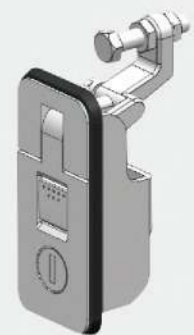


安装板 Mounting Bracket	门板厚度 Panel thickness		间距 Grip Range		E
	最小 MIN	最大 MAN	最小 MIN	最大 MAN	
A	1	11	1	14	29
B	11	21			
A	1	11	14	29	44
B	11	21			
C	21	31			
A	1	11	29	45	60
B	11	21			
C	21	31			
D	31	41			
A	1	11	45	57	72
B	11	21			
C	21	31			
D	31	41			

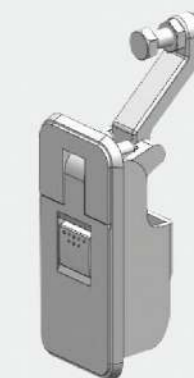
MS7080-1



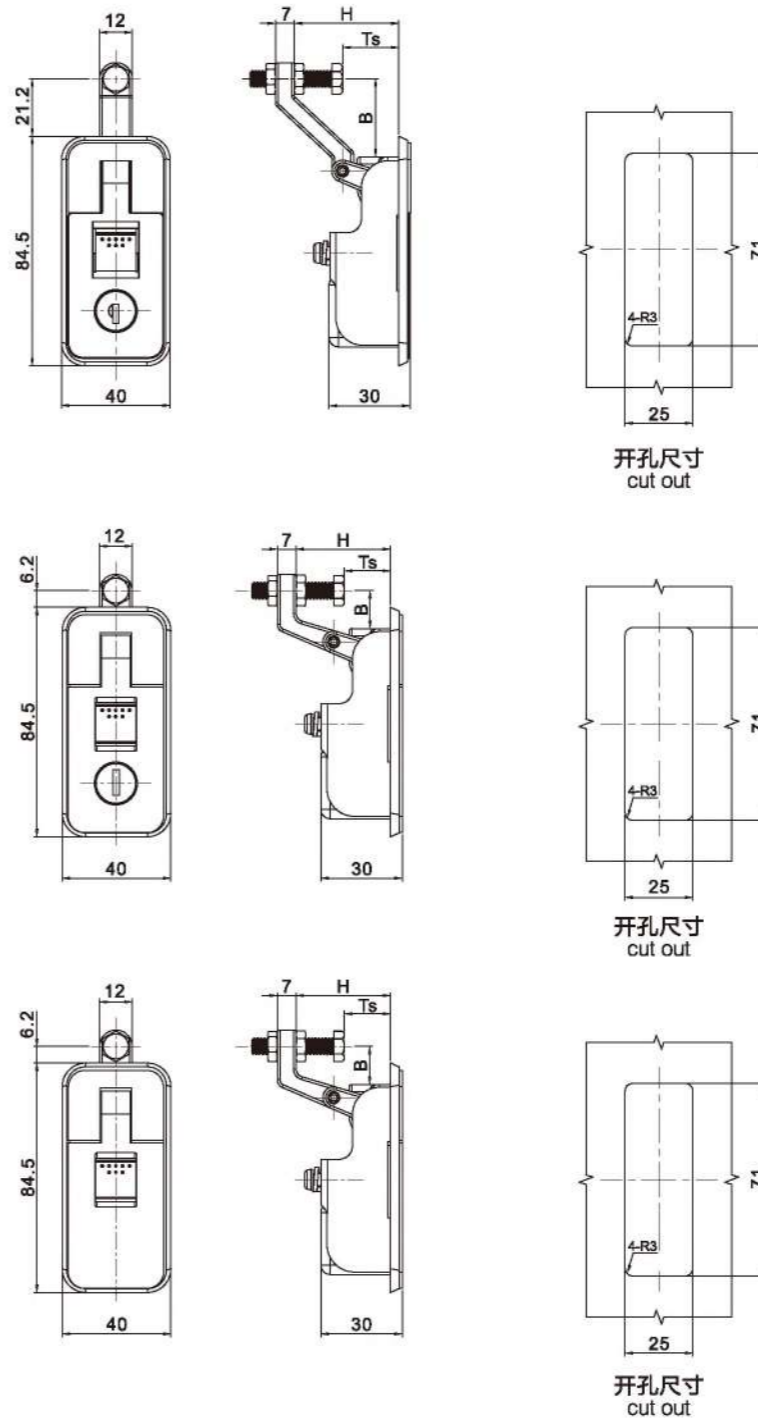
MS7080-2



MS7080-3



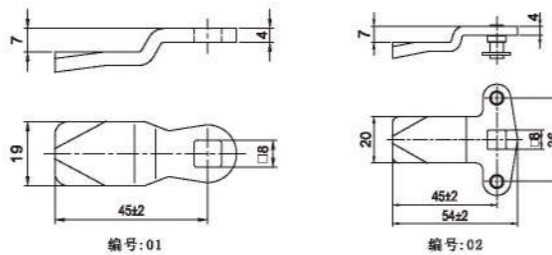
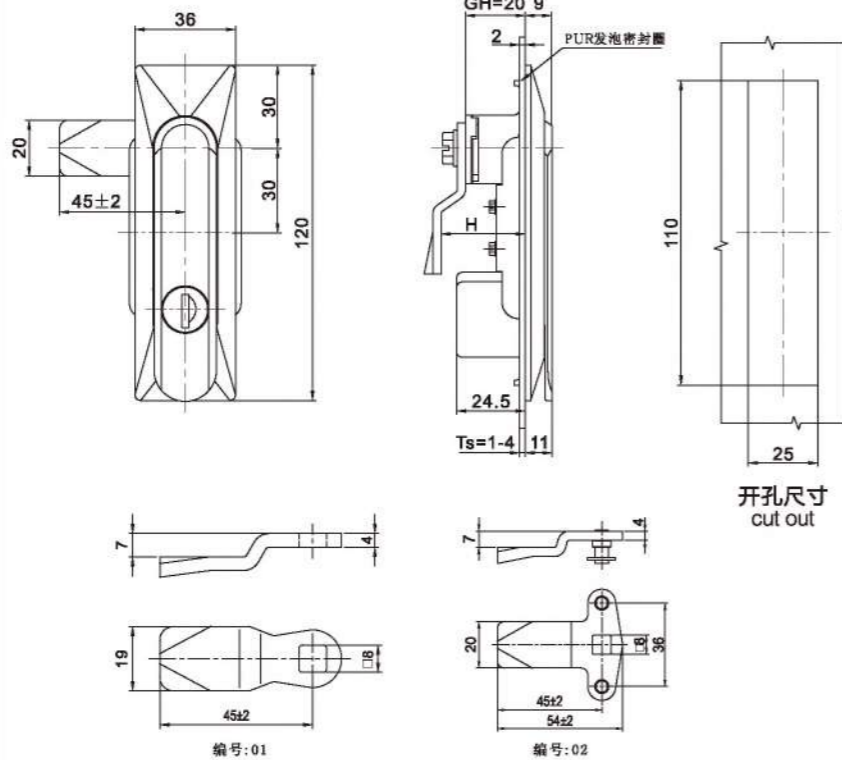
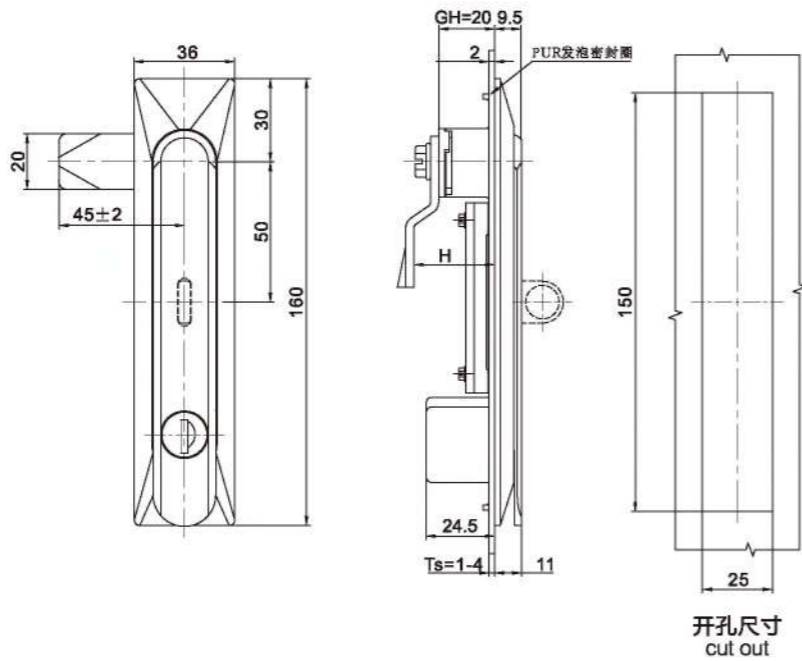
材 料：锌合金基座、手柄、锁芯和按钮；碳钢配件；铜钥匙。
 表面处理：喷无光黑或镀铬，镀锌配件。
 结构说明：钥匙开启，向下按压按钮拉起手柄实现开启。
 备 注：默认钥匙CH751
 Material: Zinc alloy base ,handle, cylinder and button; M.S. zinc plated parts. Brass key.
 Finish: Black powder coated or gray chrome plated lock, zinc plated parts.
 Structure: Using key to turn the cylinder and push the button to open.
 Remark: Default key CH751



门板厚度 Panel Thickness	间距 Grip Range	H	B
1 to 11mm	1-25mm	36.5	13.5
1 to 11mm	15-30mm	40	28.5

RL IP54 难

MS7100-1

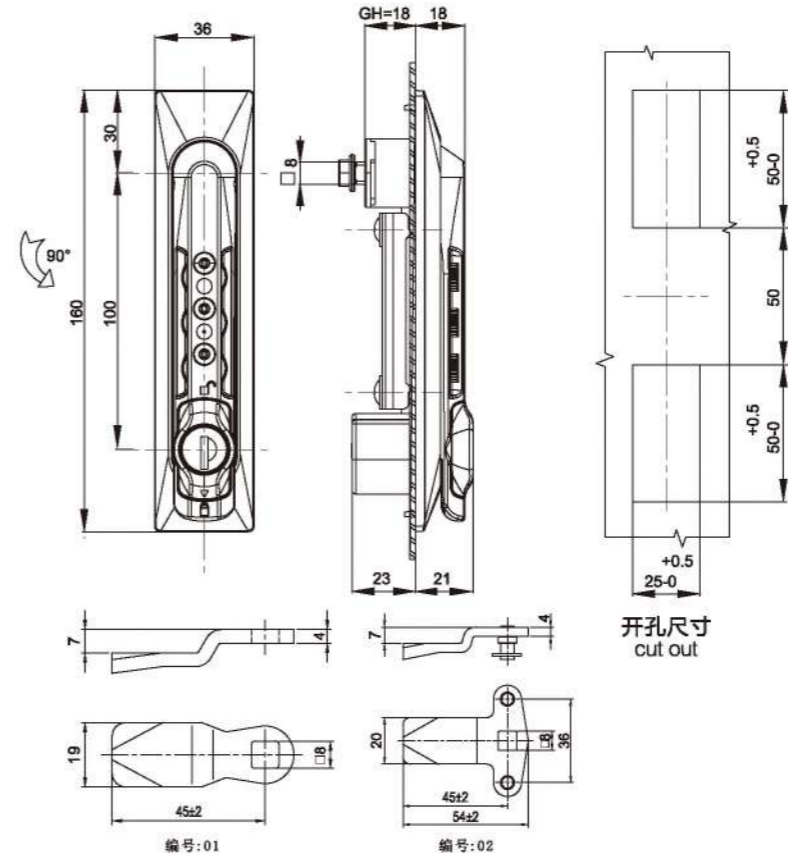


产品型号 Item No.	锁壳材料 Housing Material	锁背材料 Handle Material
MS7100-1	PA-6	ZZnAl4-1
MS7101-1	ZZnAl4-1	ZZnAl4-1
MS7102-1	PA-6	ZZnAl4-1
MS7103-1	ZZnAl4-1	ZZnAl4-1
MS7100-1G	PA-6	ZZnAl4-1
MS7101-1G	ZZnAl4-1	ZZnAl4-1

材 料: PA-6锁壳, 锌合金手柄和转轴, 碳钢钢轴和压板。
表面处理: 喷砂纹黑, 配件镀蓝白锌。
结构说明: 挑起手柄, 90°旋转, 实现开启或锁闭功能。
备 注: 默认钥匙YS06 (K333) 可选钥匙YS29(1333)
Material: PA-6 base, zinc alloy handle and shaft; steel cam and plate.
Finish: Black coated, zinc plated parts.
Structure: pull up the handle and 90° swing to open or lock.
Remark: default key YS06(K333).

RL IP65 难

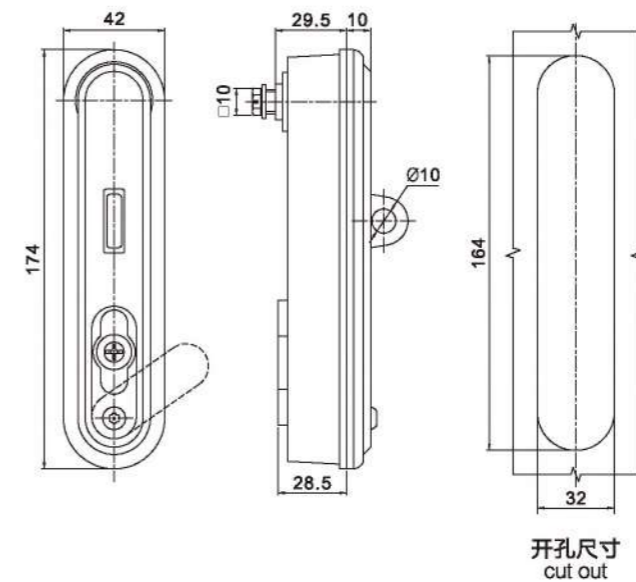
MS7200-1



材 料: 黑色PA-6基座, 手柄和按钮; 碳钢压板和钢栓。
表面处理: 配件镀蓝白锌。
结构说明: 转动密码轮, 插入钥匙开启, 挑起手柄旋转90°
实现开启或关闭。
备 注: 默认钥匙YS06 (K333) 可选钥匙YS29(1333)
Material: PA base, handle and knob; steel plate and cam.
Finish: Original black, zinc plated parts.
Remark: Default key

RL IP65

MS7800-1

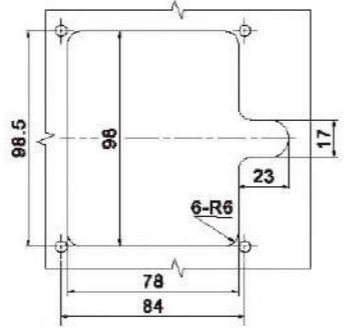
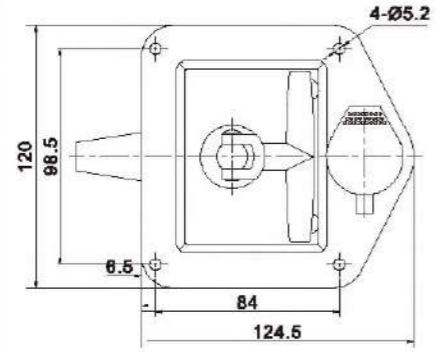
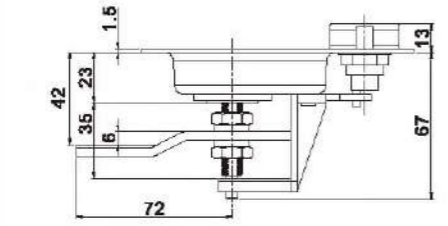


材 料: 锌合金基座, 手柄和锁芯; 不锈钢防尘盖和配件。
表面处理: 喷无光黑。
结构说明: 把手旋转90°实现打开及锁闭, 调换位件方向实
现左右开启带挂锁。
Material: Zinc alloy base, handle and cylinder; 304 SUS dust cover and parts.
Finish: Black powder coated.
Structure: 90° turn the handle to open or lock, switch the fixing
parts to make it R or L open.

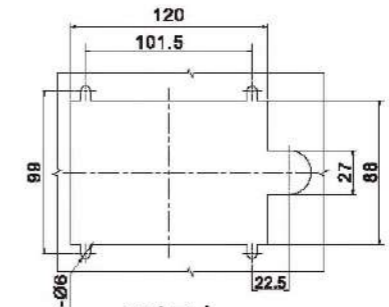
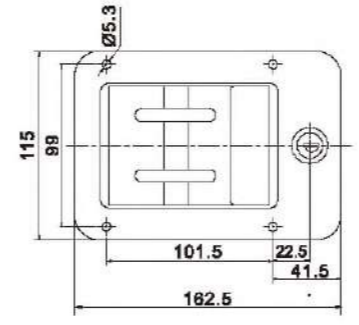
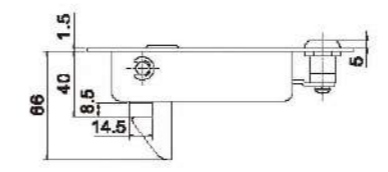


 <p>MS8057-1</p>	 <p>MS8066-1</p>	 <p>MS8067-1</p>
 <p>MS8068-1</p>	 <p>MS9002-1</p>	 <p>MS9004-1</p>

MS8057-1



开孔尺寸
cut out



开孔尺寸
cut out

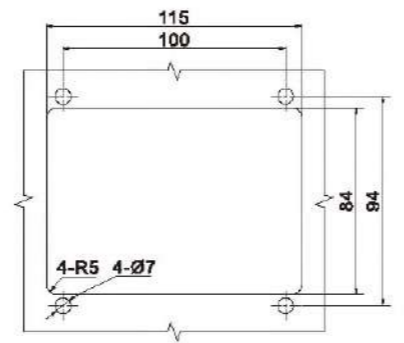
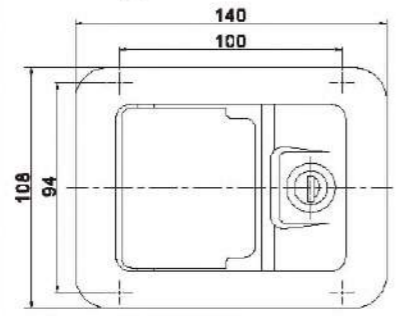
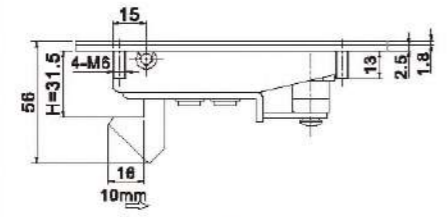
材 料：PA防尘盖、锌合金手柄、轴套，不锈钢面板、碳钢锁片和转轴。
表面处理：镜面抛光不锈钢面板，镀铬手柄、轴套。
结构说明：90°旋转实现开启或锁闭。
备 注：默认钥匙YS22。
Material: Zinc alloy dust cover ,handle and shaft parts. 304 SUS panel,cam and shaft.
Finish: Mirror polished panel ,chrome plated handle and shaft parts.
Structure: 90°rotation.
Remark:Default key YS22.

MS8067-1

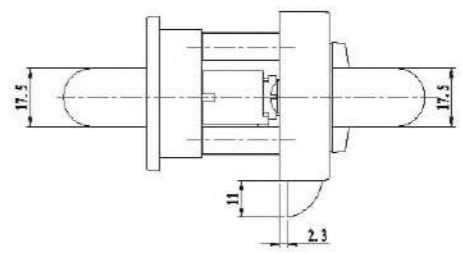
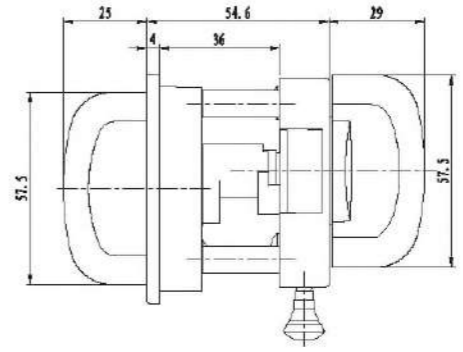
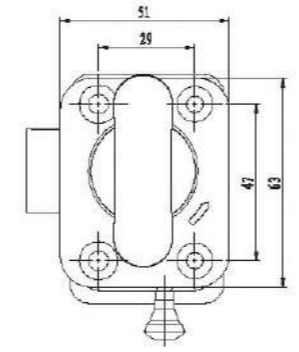


材 料：碳钢面板、把手、锁片、压板和焊接螺钉；锌合金锁头组件。
表面处理：喷无光黑面板和把手；配件镀锌。
结构说明：90°旋转实现开启或锁闭。
备 注：默认钥匙YS22。
Material: Zinc alloy housing ,cylinder ,cam and nut. Finish: Black powder coated or Chrome plated, zinc plated parts.
Structure: 90°rotation.
Remark:Default key YS22.

MS8066-1



开孔尺寸
cut out

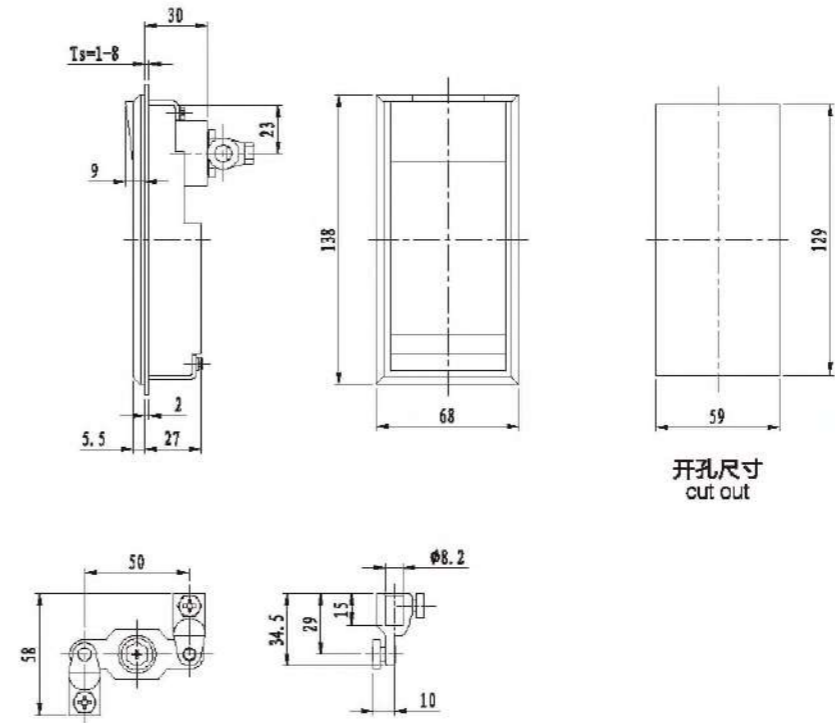
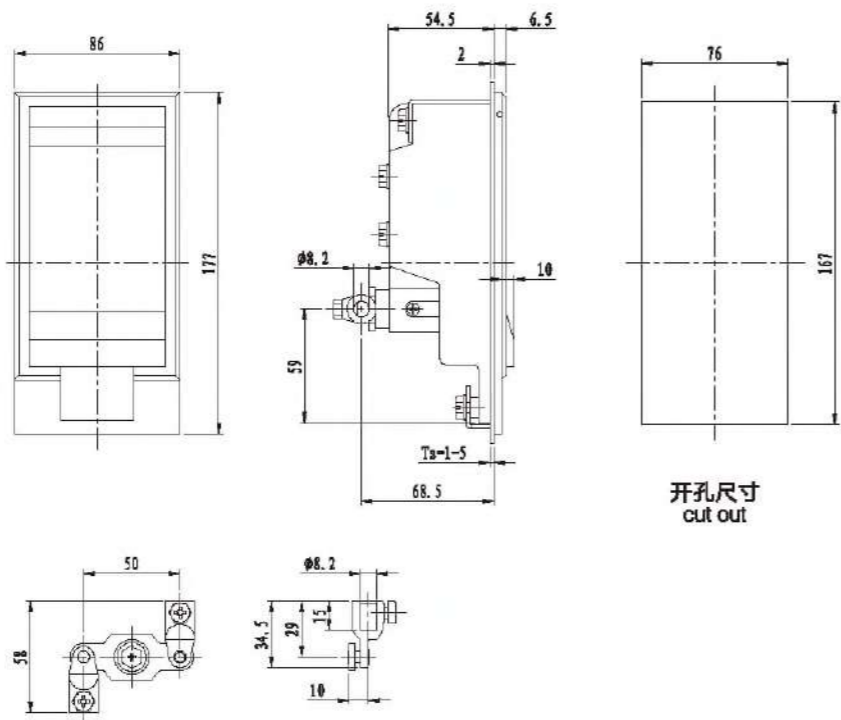


材 料：碳钢面板、把手、锁片、压板和焊接螺钉；锌合金锁头组件。
表面处理：喷无光黑面板和把手；配件镀锌。
结构说明：90°旋转实现开启或锁闭。
备 注：默认钥匙YS22。
Material: Zinc alloy housing ,cylinder ,cam and nut. Finish: Black powder coated or Chrome plated, zinc plated parts.
Structure: 90°rotation.
Remark:Default key YS22.

MS8068-1



材 料：锌合金锁壳，旋钮和锁组件。
表面处理：镀亚光。
Material: Zinc alloy housing , knob and lock parts. Finish: Gray chrome plated, zinc plated parts.



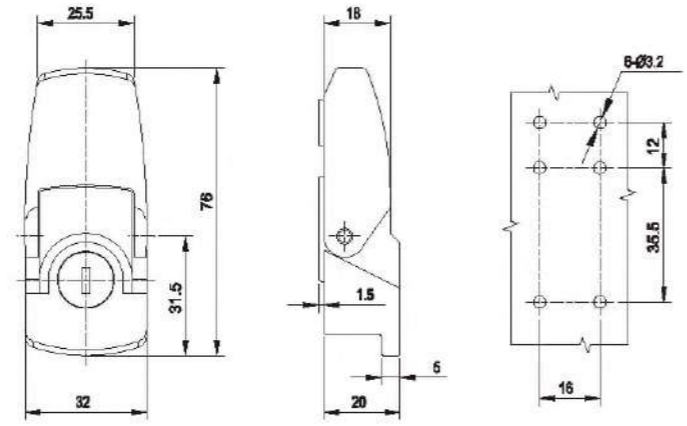
材 料：铝合金底座、手柄，挂锁装置和盖板，碳钢螺栓和压板。
 表面处理：底座、手柄，挂锁装置和盖板喷银灰，钢性和压板镀蓝白锌。
 结构说明：可开启角度180°。
 Material: zinc alloy hinge, steel shaft.
 Finish: Bright Chrome plated or black coated, zinc plated shaft.
 Remark: 180 degree rotation.

材 料：铝合金底座、手柄，挂锁装置和盖板，碳钢螺栓和压板。
 表面处理：底座、手柄，挂锁装置和盖板喷银灰，钢性和压板镀蓝白锌。
 结构说明：可开启角度180°。
 Material: zinc alloy hinge, steel shaft.
 Finish: Bright Chrome plated or black coated, zinc plated shaft.
 Remark: 180 degree rotation.



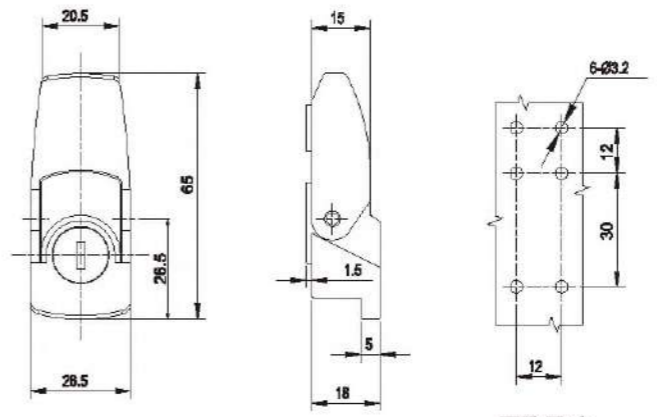
			
DK1000-1 081	DK1000-2 081	DK1002-1 081	DK1002-2 082
			
DK1025-1 083	DK1025-2 083	DK1026-1 083	DK1027-1 084
			
DK1028-1 085	DK1029-1 086		

DK1000-1



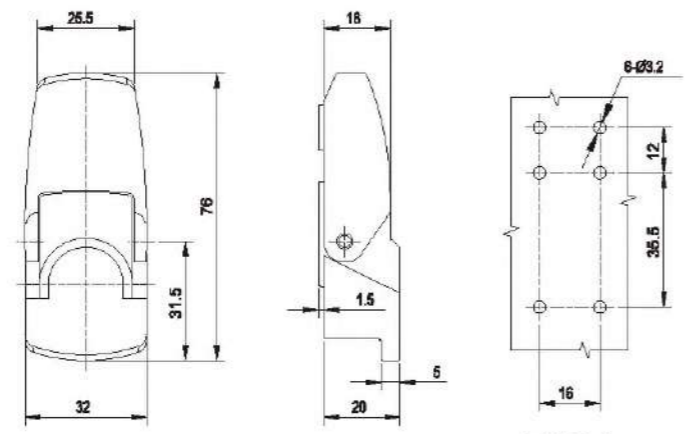
开孔尺寸
cut out

DK1002-1



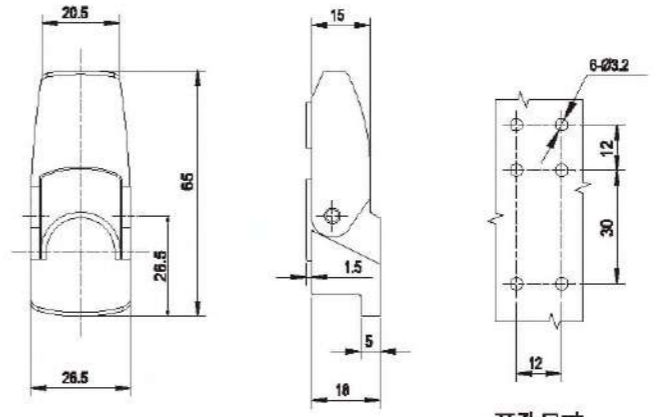
开孔尺寸
cut out

DK1000-2



开孔尺寸
cut out

DK1002-2

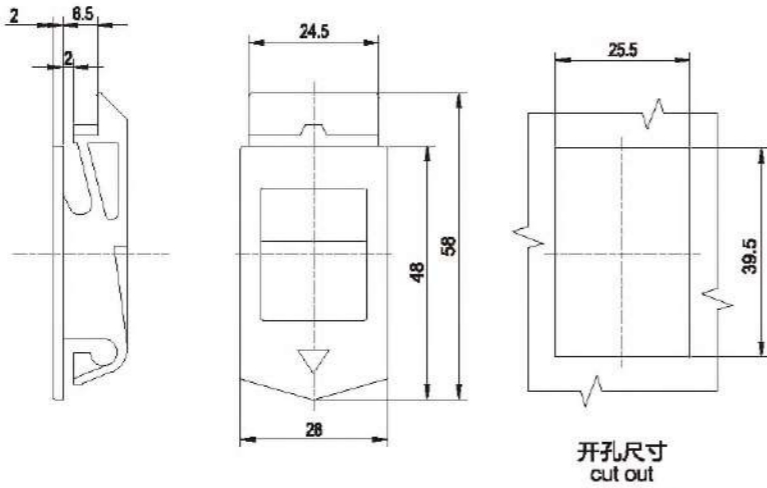


开孔尺寸
cut out

材 料：锌合金基座、盖盖和固定扣，不锈钢固定架和衬栓。
表面处理：喷无光照和镀亮铬。
备 注：默认钥匙YS32。
Material: zinc alloy base, cover and fixing parts;
stainless steel fixing frame and cam.
Finish: Bright Chrome plated or black coated.
Remark: Default key YS32.

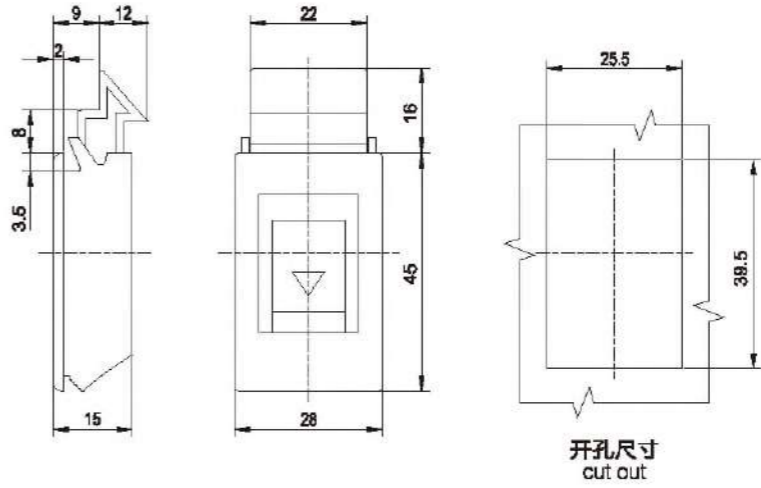
材 料：锌合金基座、盖盖和固定扣，不锈钢固定架和衬栓。
表面处理：喷无光照和镀亮铬。
备 注：默认钥匙YS32。
Material: zinc alloy base, cover and fixing parts;
stainless steel fixing frame and cam.
Finish: Bright Chrome plated or black coated.
Remark: Default key YS32.

DK1025-1



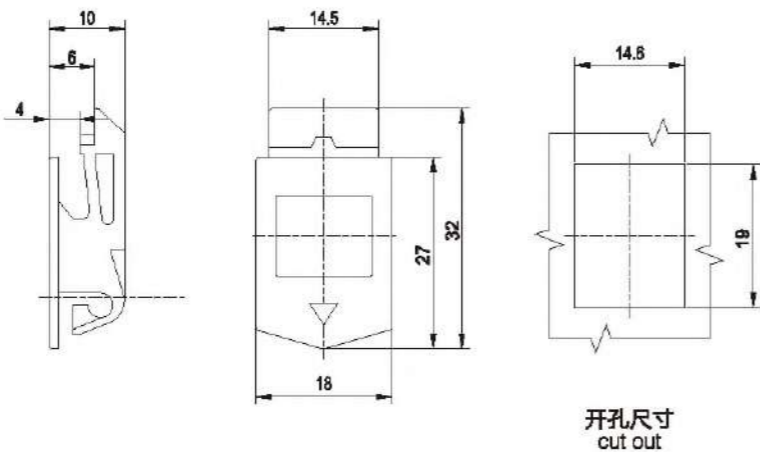
材 料：尼龙（黑色或乳白色）。
Material: Nylon(black).

DK1026-1

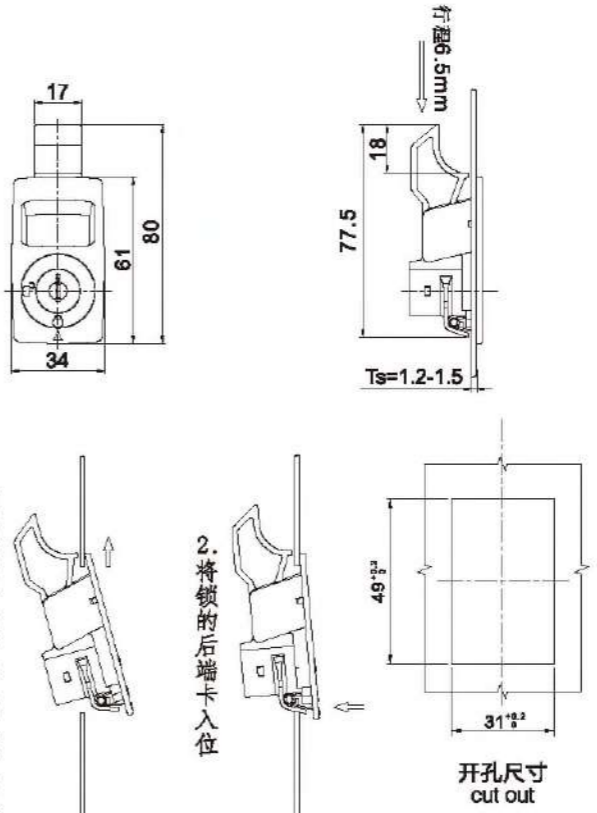


材 料：尼龙（黑色或乳白色）。
Material: Nylon(black).

DK1025-2



材 料：尼龙（黑色或乳白色）。
Material: Nylon(black).

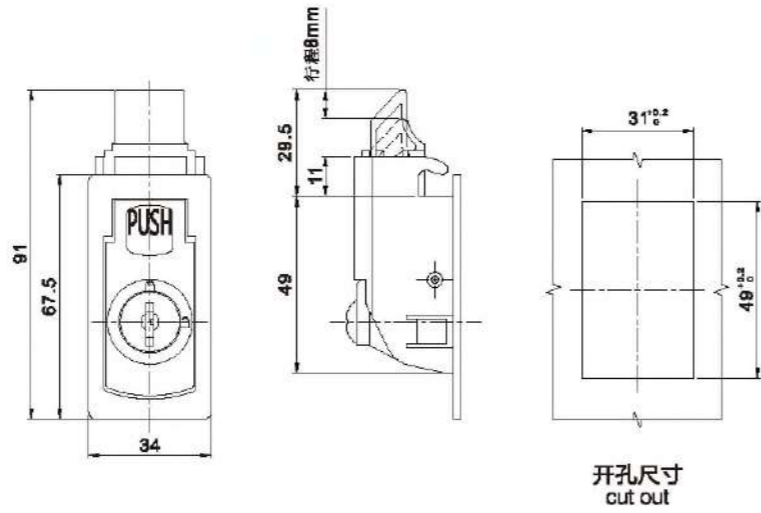


DK1027-1

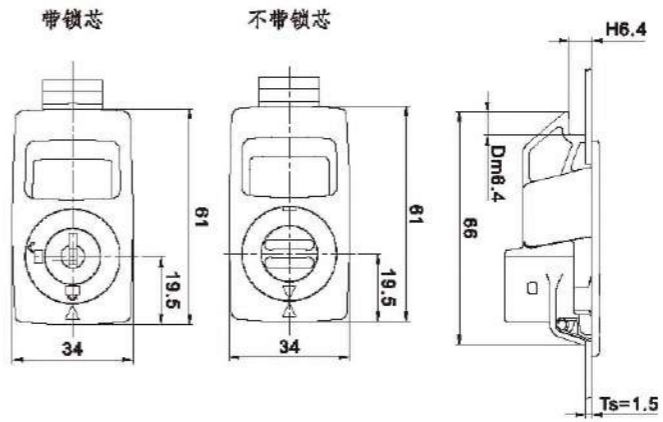


材 料：尼龙（黑色）。
结构说明：锁芯旋转到开启位置标记后拉动底座伸缩
备注：默认钥匙K333
Material: PA+30% GF
Structure: Turn the cylinder to the "Open" mark, pull the lock to open
Remark: Default key K333

DK1028-1

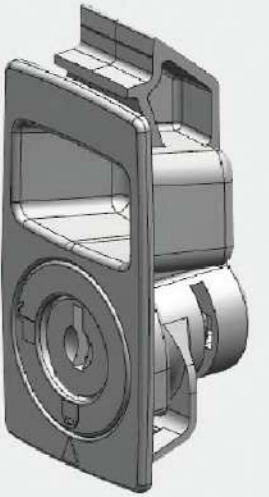


开孔尺寸
cut out



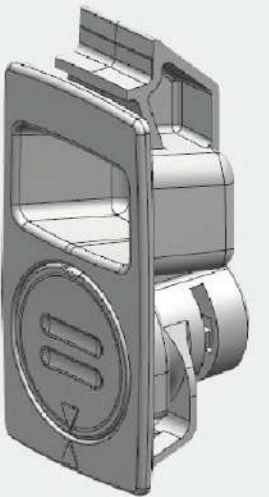
开孔尺寸
cut out

DK1029-1



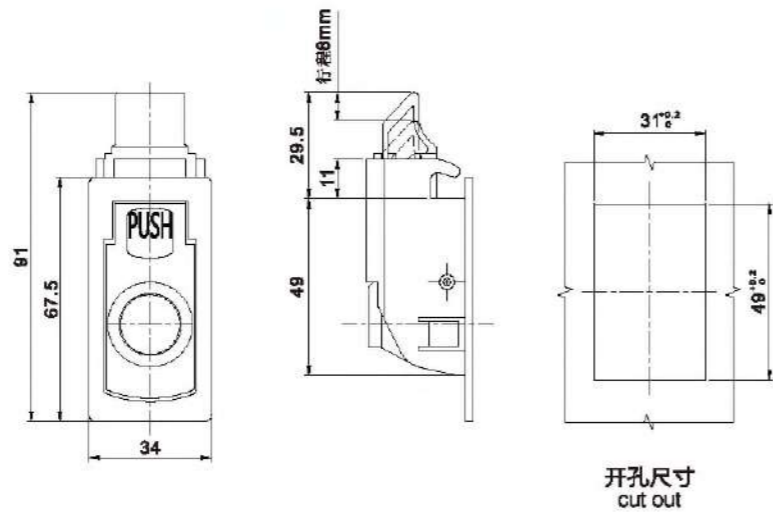
材 料：ABS（黑色）、304 SUS spring。
 结构说明：锁芯旋转到开启位置标记后拉动底座伸缩
 备 注：默认钥匙CH751
 Material: ABS
 Structure: Turn the cylinder to the "Open" mark, pull the lock to open.
 Remark: Default key CH751

DK1029-2

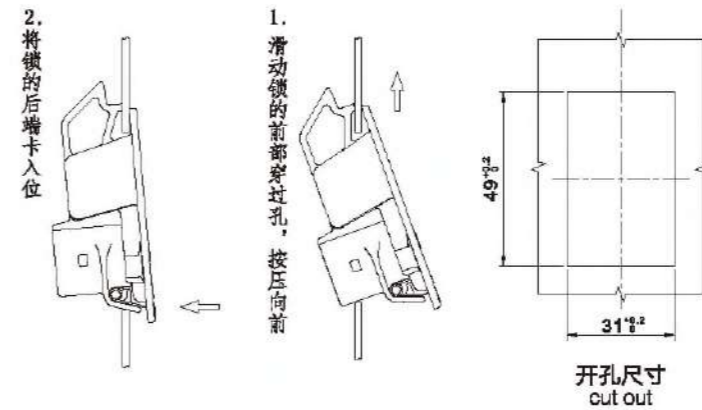


材 料：ABS（黑色）、304 SUS spring。
 结构说明：拉动底座伸缩
 Material: ABS
 Structure: Pull the lock to open.

DK1028-2

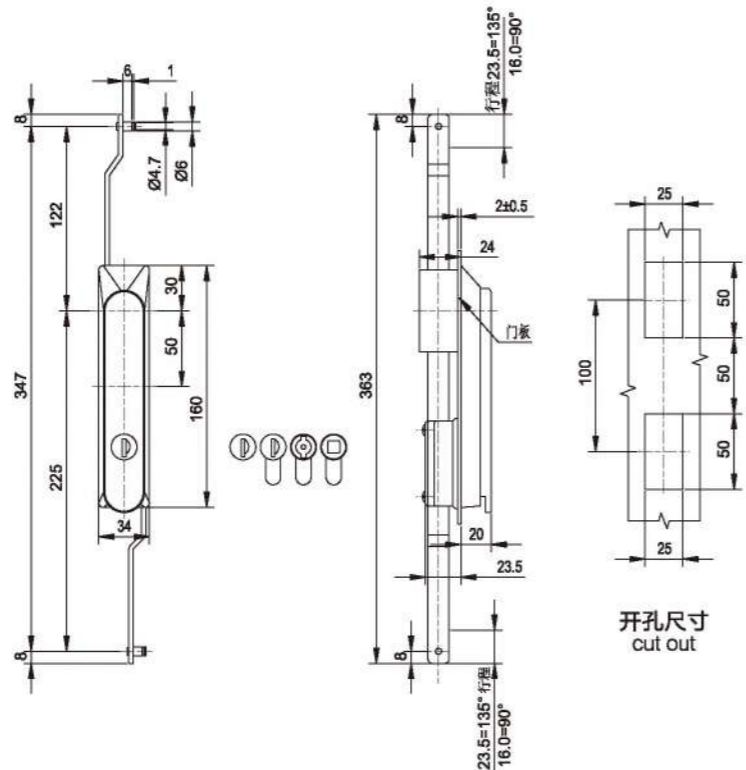


开孔尺寸
cut out

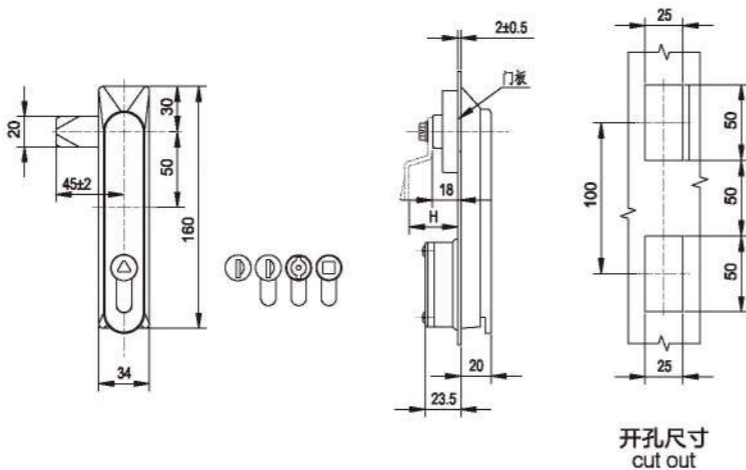


开孔尺寸
cut out

材 料：尼龙（黑色）。
 结构说明：钥匙逆时针旋转90°，按压手柄抬起，向后平移开启。
 备 注：默认钥匙K333。
 Material: PA+30% GF
 Structure: 90° Counterclockwise turn the cylinder and pull the handle to open.
 Remark: Default key K333

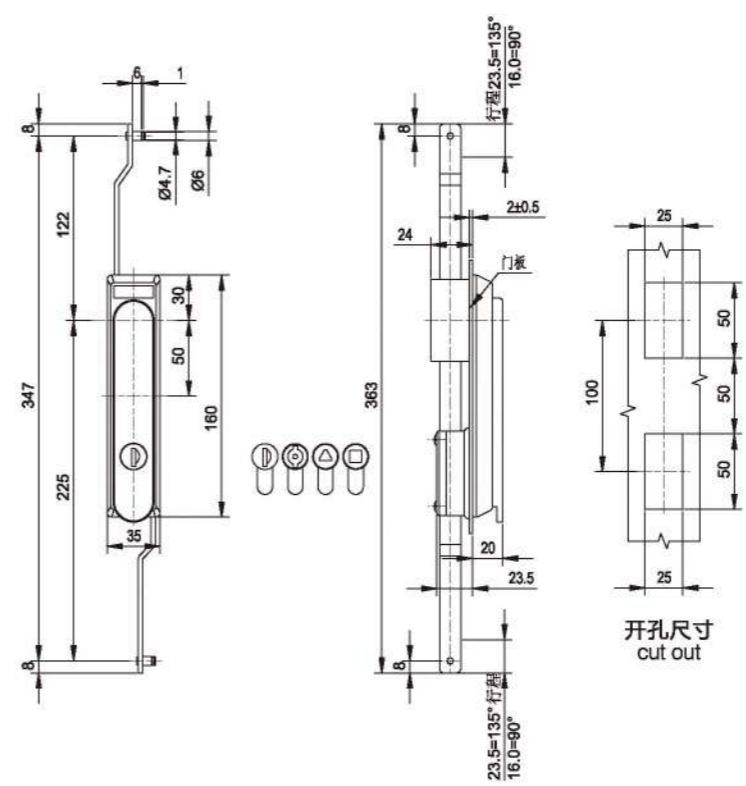


开孔尺寸 cut out

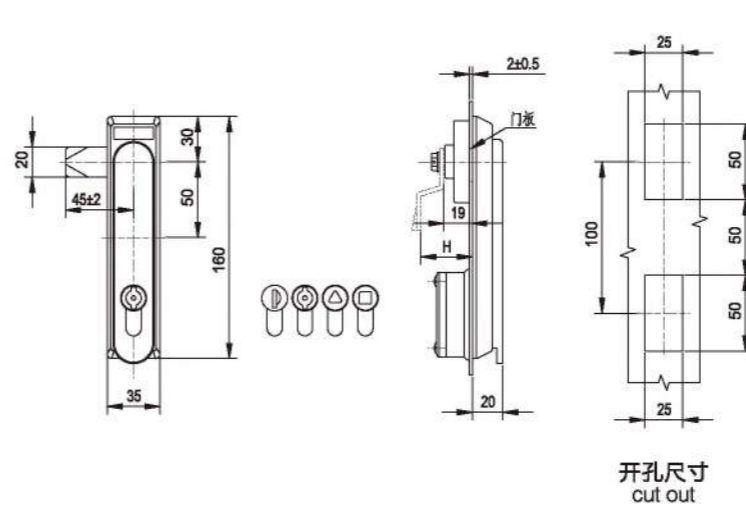


开孔尺寸 cut out

锁芯特性 Cylinder properties	PA锁体、锁背三点锁紧 PA lock body, lock the back three-point locking	PA锁体、锁背二点锁紧 PA lock body, lock the back two-point locking	PA锁体、锁背单点锁紧 PA lock body, lock the back single-point locking
YS06钥匙锁芯不自动回位 Cylinder key YS06 not automatically return to position	MS8001-1	MS8003-1	MS8005-1
YS06钥匙锁芯自动回位 YS06 Cylinder Automatic Back-bit key	MS8001-2	MS8003-2	MS8005-2
一字双键锁芯自动回位 Automatically return to the word-bit wings Cylinder	MS8001-3	MS8003-3	MS8005-3
三角锁芯自动回位 Triangle Cylinder Automatic Back-bit	MS8001-4	MS8003-4	MS8005-4
四方锁芯自动回位 Quartet Cylinder Automatic Back-bit	MS8001-5	MS8003-5	MS8005-5



开孔尺寸 cut out



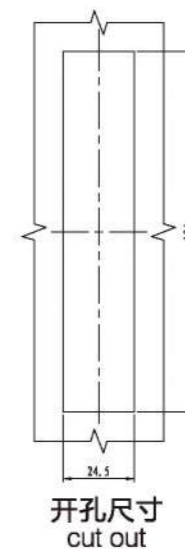
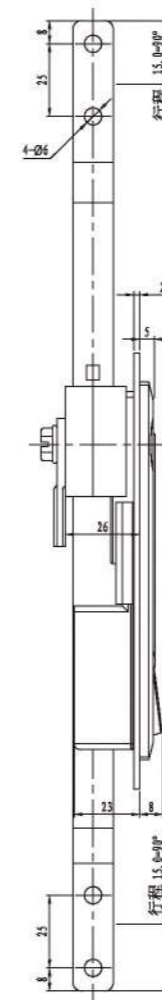
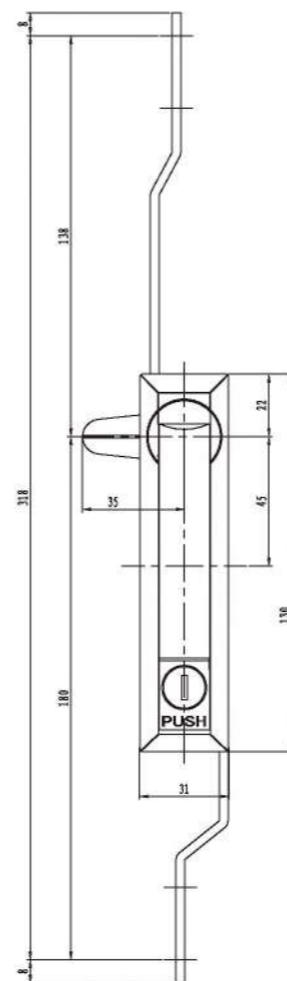
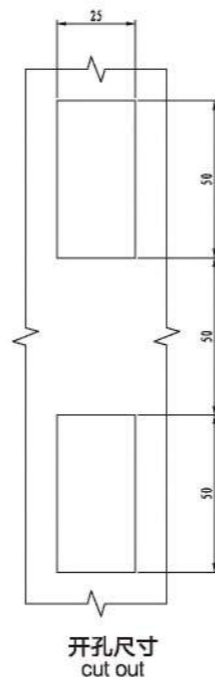
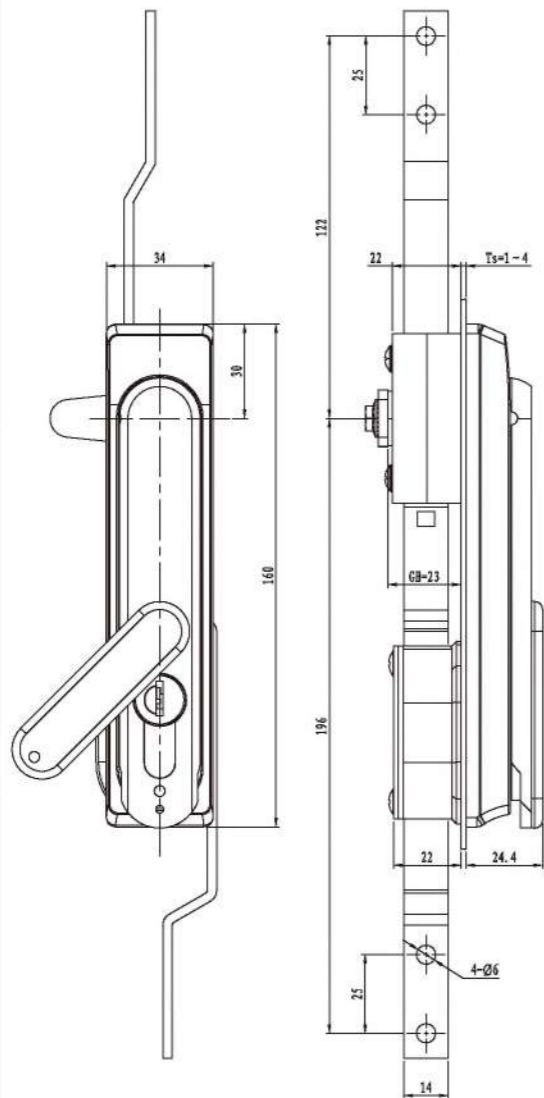
开孔尺寸 cut out

锁芯特性 Cylinder properties	PA锁体、锁背三点锁紧 PA lock body, lock the back three-point locking	PA锁体、锁背二点锁紧 PA lock body, lock the back two-point locking	PA锁体、锁背单点锁紧 PA lock body, lock the back single-point locking
YS06钥匙锁芯不自动回位 Cylinder key YS06 not automatically return to position	MS8011-1	MS8013-1	MS8015-1
YS06钥匙锁芯自动回位 YS06 Cylinder Automatic Back-bit key	MS8011-2	MS8013-2	MS8015-2
一字双键锁芯自动回位 Automatically return to the word-bit wings Cylinder	MS8011-3	MS8013-3	MS8015-3
三角锁芯自动回位 Triangle Cylinder Automatic Back-bit	MS8011-4	MS8013-4	MS8015-4
四方锁芯自动回位 Quartet Cylinder Automatic Back-bit	MS8011-5	MS8013-5	MS8015-5

材料：黑色PA基座、手柄和防尘盖，锌合金锁芯，碳钢传动条和钢栓。
表面处理：配件镀蓝白锌。
结构说明：手柄90°旋转带动传动组件实现开启或锁闭。
备注：默认钥匙YS06 (K333)
Material: PA base, handle and dust-cover; zinc alloy cylinder, steel driver bar and cam.
Finish: Original black, zinc plated parts.
Structure: 90 degree swing the handle to open or lock.
Remark: Default key YS06 (K333).

R L IP65

MS8048-1



材 料：锌合金基座、手柄、防尘盖和锁芯；碳钢拉杆装置、锁片。
表面处理：喷沙纹黑锁体，镀锌配件。
结构说明：可开启角度90°。
备 注：默认钥匙YS06 (K333) 可选YS26 (92268)。
Material: Zinc alloy base, handle, dustcover and cylinder. M.S. rod mechanism parts and cam.
Finish: Black textured lock body. Zinc plated parts.
Structure: 90° open angle
Remark: Default key YS06 (K333) or YS26 (92268).

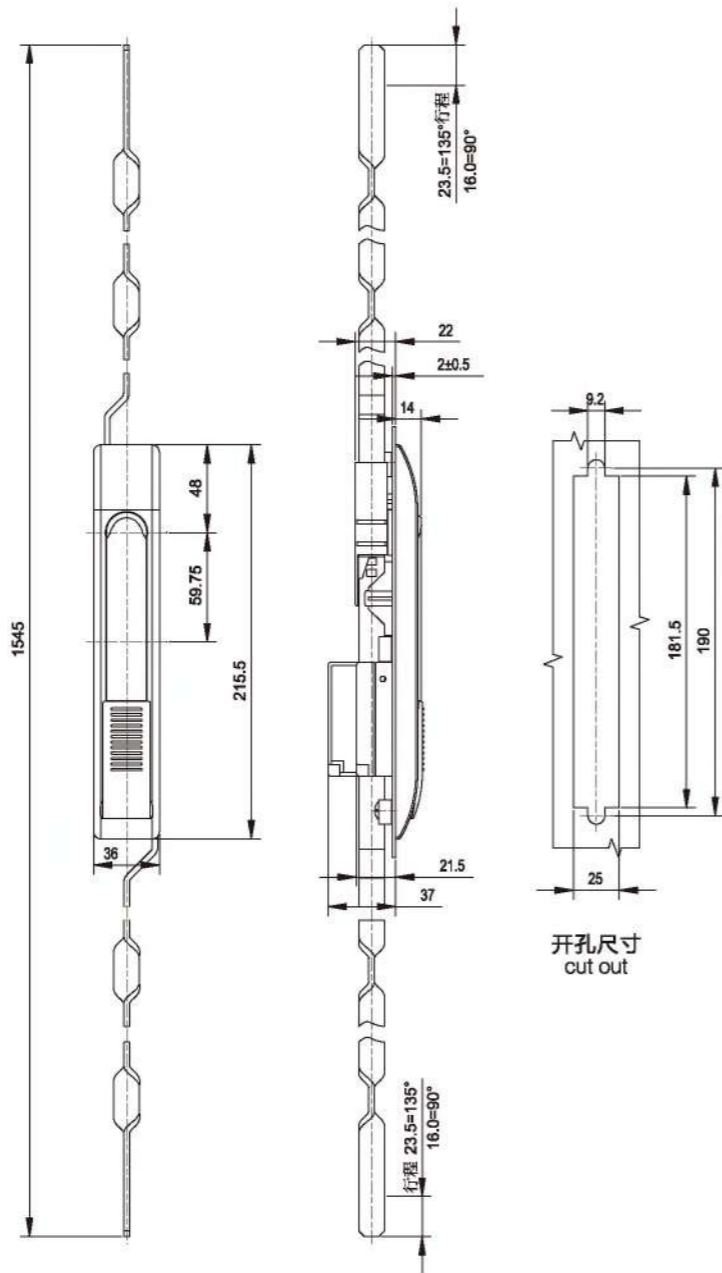
R L IP54

MS8070-2

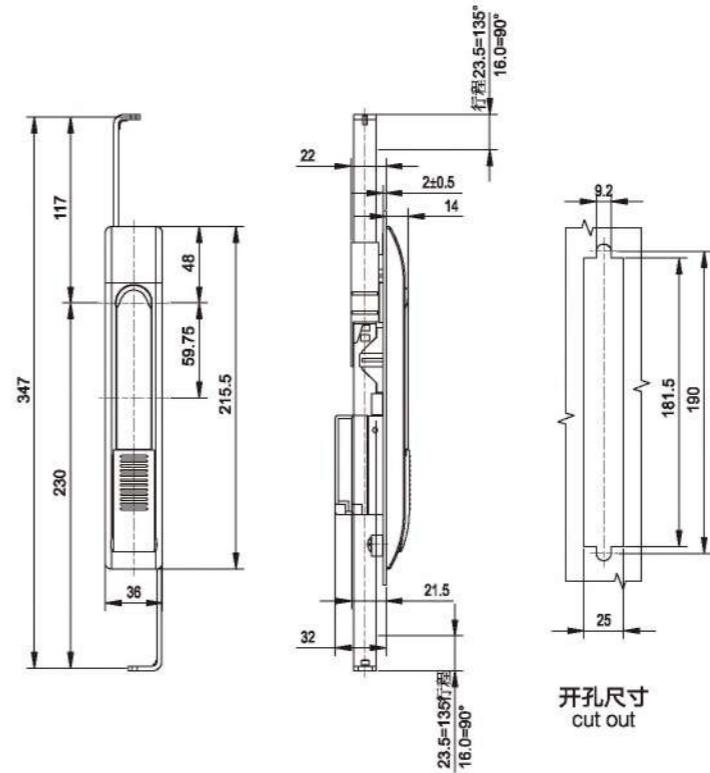


材 料：锌合金基座、手柄、按钮和锁芯，碳钢传动条和钢栓。
表面处理：喷无光黑，配件镀蓝白锌。
结构说明：按下按钮，弹出手柄90°旋转带动传动组件实现开启或锁闭。
备 注：默认钥匙YS27。
Material: Zinc alloy base, handle, button and cylinder; steel driver bar and cam.
Finish: Black coated handle; zinc plated parts.
Structure: 90 degree swing the handle to open or lock.
Remark: Default key YS27.

MS8060-1



开孔尺寸
cut out



开孔尺寸
cut out

MS8060-2



材 料：黑色PA基座和防尘盖、锌合金手柄和芯、碳钢传动条。
 表面处理：手柄喷砂纹黑，配件镀蓝白锌。
 结构说明：手柄90°旋转带动传动组件实现开启或锁闭。
 备 注：默认钥匙YS06 (K333)。

Material: PA base and dust-cover; zinc alloy handle and cylinder;
 steel driver bar and cam.

Finish: Bright chrome plated handle, zinc plated parts.
 Structure: 90 degree swing the handle to open or lock.
 Remark: Default key YS06 (K333).

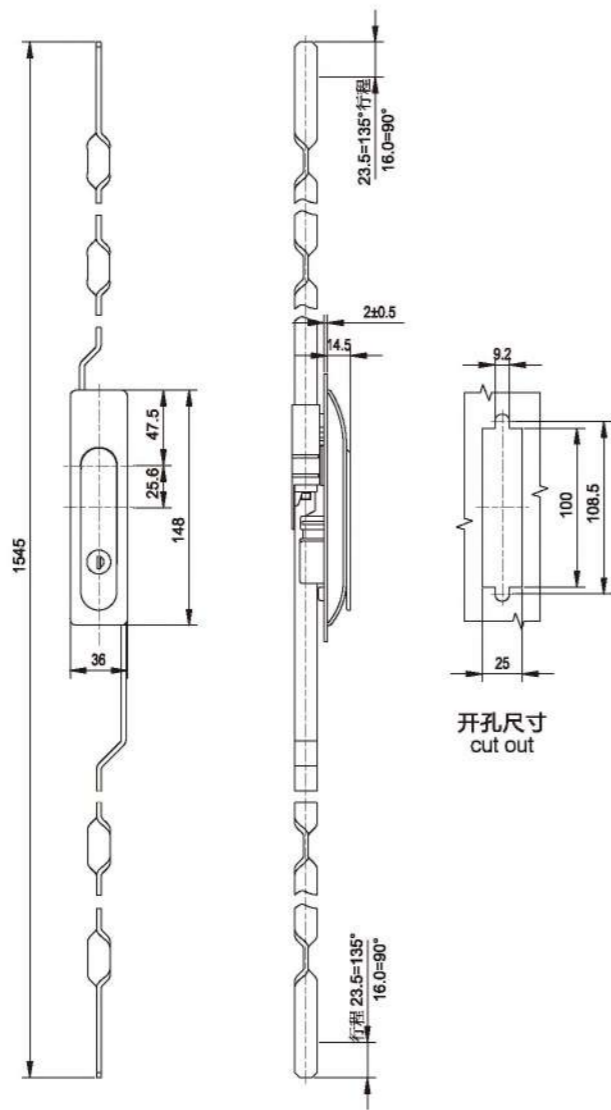
材 料：黑色PA基座和防尘盖、锌合金手柄和芯、碳钢传动条。
 表面处理：手柄喷砂纹黑，配件镀蓝白锌。
 结构说明：手柄90°旋转带动传动组件实现开启或锁闭。
 备 注：默认钥匙YS06 (K333)。

Material: PA base and dust-cover; zinc alloy handle and cylinder;
 steel driver bar and cam.

Finish: Bright chrome plated handle, zinc plated parts.
 Structure: 90 degree swing the handle to open or lock.
 Remark: Default key YS06 (K333).



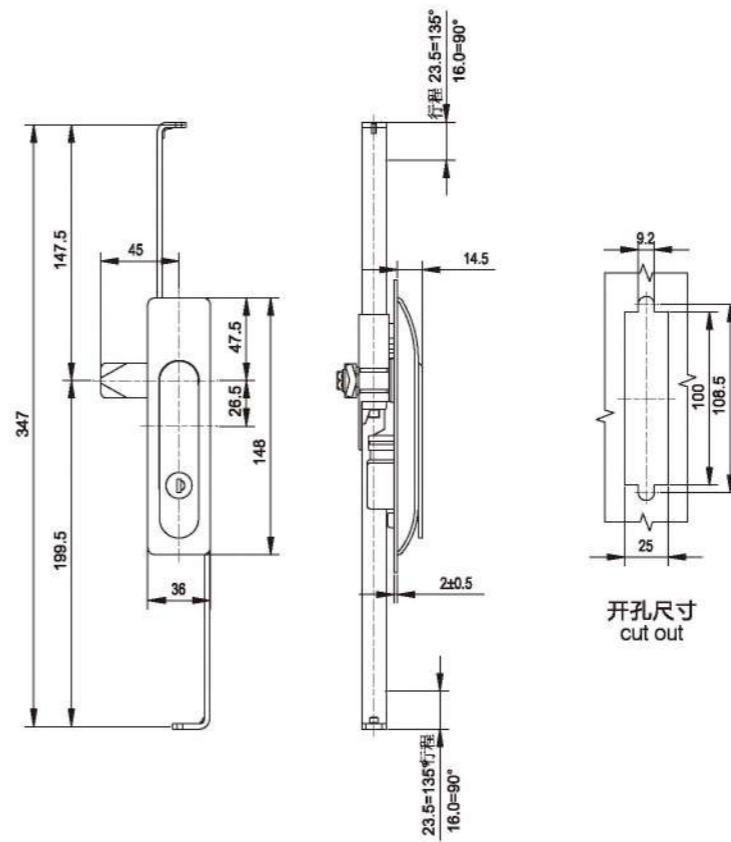
MS8065-1



开孔尺寸
cut out



MS8065-2



开孔尺寸
cut out

材 料：黑色PA基座和后盖、锌合金手柄和锁芯，碳钢传动条。
 表面处理：手柄喷砂纹黑，配件镀蓝白锌。
 结构说明：手柄90°旋转带动传动组件实现开启或锁闭。
 备 注：默认钥匙YS06 (K333)。

Material: PA base and dust-cover; zinc alloy handle and cylinder;
 steel driver bar and cam.

Finish: Bright chrome plated handle, zinc plated parts.

Structure: 90 degree swing the handle to open or lock.

Remark: Default key YS06(K333).

材 料：黑色PA基座和后盖、锌合金手柄和锁芯，碳钢传动条。
 表面处理：手柄喷砂纹黑，配件镀蓝白锌。
 结构说明：手柄90°旋转带动传动组件实现开启或锁闭。
 备 注：默认钥匙YS06 (K333)。

Material: PA base and dust-cover; zinc alloy handle and cylinder;
 steel driver bar and cam.

Finish: Bright chrome plated handle, zinc plated parts.

Structure: 90 degree swing the handle to open or lock.

Remark: Default key YS06(K333).

По вопросам продаж и поддержки обращайтесь:

Архангельск (8182)63-90-72	Калининград (4012)72-03-81	Нижегород (831)429-08-12	Смоленск (4812)29-41-54
Астана +7(7172)727-132	Калуга (4842)92-23-67	Новокузнецк (3843)20-46-81	Сочи (862)225-72-31
Белгород (4722)40-23-64	Кемерово (3842)65-04-62	Новосибирск (383)227-86-73	Ставрополь (8652)20-65-13
Брянск (4832)59-03-52	Киров (8332)68-02-04	Орел (4862)44-53-42	Тверь (4822)63-31-35
Владивосток (423)249-28-31	Краснодар (861)203-40-90	Оренбург (3532)37-68-04	Томск (3822)98-41-53
Волгоград (844)278-03-48	Красноярск (391)204-63-61	Пенза (8412)22-31-16	Тула (4872)74-02-29
Вологда (8172)26-41-59	Курск (4712)77-13-04	Пермь (342)205-81-47	Тюмень (3452)66-21-18
Воронеж (473)204-51-73	Липецк (4742)52-20-81	Ростов-на-Дону (863)308-18-15	Ульяновск (8422)24-23-59
Екатеринбург (343)384-55-89	Магнитогорск (3519)55-03-13	Рязань (4912)46-61-64	Уфа (347)229-48-12
Иваново (4932)77-34-06	Москва (495)268-04-70	Самара (846)206-03-16	Челябинск (351)202-03-61
Ижевск (3412)26-03-58	Мурманск (8152)59-64-93	Санкт-Петербург (812)309-46-40	Череповец (8202)49-02-64
Казань (843)206-01-48	Набережные Челны (8552)20-53-41	Саратов (845)249-38-78	Ярославль (4852)69-52-93

сайт: www.dele.nt-rt.ru || эл. почта: dfe@nt-rt.ru